



PRODUCT CATALOGUE

PE PIPE SYSTEMS





About Us

Acu-Tech® Piping Systems (Acu-Tech) specialises in manufacturing and supplying advanced polyethylene (HDPE) pipe systems tailored for efficient fluid or gas transfer and cable protection. Our state-of-the-art pipe systems are predominantly made from polyethylene (PE) thermoplastics, integrating the latest advancements in pipe technology. These systems are extensively utilised across various industries, including mining, resource extraction, civil engineering, plumbing, rural applications, irrigation, and industrial sectors.

Founded in 2000, Acu-Tech commenced its journey within three shipping containers, evolving into a thriving Australian company that is privately owned and operated. The company's founders and owners actively participate in day-to-day operations, fostering a culture of inspiration, strong leadership, flexible decision-making, and unwavering accountability throughout the organisation.

With our expanding operations nationwide, the dedicated Acu-Tech team is committed to providing the highest level of service and support throughout every stage of your project. Our team members bring decades of collective experience and embrace a positive "can-do" attitude, deeply committed to ensuring the sustained success of your business.

We Care.

Acu-Tech prioritises high quality customer service and support, focusing on always having a positive 'can-do' attitude.

Our Solutions.

With state-of-the-art manufacturing facilities and decades of combined experience, Acu-Tech prioritises continuous innovation and superior products for your HDPE piping needs. Offering turnkey solutions and project management services with a strong emphasis on customer support and success, we ensure tailored solutions that align perfectly with your requirements, whether it's fluid or gas transfer, cable protection, or any other application.

Your Success.

Your Success is our priority. Our durable and cost-effective products, combined with premium client service and support, demonstrate our unwavering commitment to ensuring the long-term success of your business. At Acu-Tech, we are more than just a supplier; we are your partner in success.

Our Vision

Building Australia's future.

Our Mission

Delivering the best pipe solutions for our customers.

Our Values



S

Safety



T

Trustworthy



R

Reliable



I

Innovative



V

Value



E

Energy

Safety

We promote wellbeing first – by following our health and safety practices and speaking up immediately if something seems unsafe.

Trustworthy

We move fast with a high level of trust. We honour our commitments to our customers, team, and community.

Reliable

We have grit, perseverance, and bravery to overcome obstacles, and do what we say we will.

Innovative

We bravely challenge, explore, and implement, effective and improved ways to deliver the best solution.

Value

We are humble, hungry, smart and believe that our team is our greatest asset - every role and every person with great attitude brings value.

Energy

We are hungry, driven by fearless energy 'hustle muscle' to achieve exceptional outcomes by motivating ourselves and those around us to give our best.

How We Serve

Our commitment to excellence & customer satisfaction

At our company, we pride ourselves on a foundation of trust, built over years of combined team experience. Our industry-leading experts, with the direct involvement of our company's Directors, ensure swift, effective decision-making to address and meet your needs promptly. Our extensive portfolio, featuring numerous completed projects, stands testament to our capability and reliability, with references available to vouch for our excellence.

We place immense value on confidence, working closely with each client to deeply understand their business, meet their specific needs, and prioritise their goals. Our unmatched proficiency in delivering precisely as promised, on schedule, and with comprehensive documentation stems from our role as the manufacturer, allowing us total quality control from raw materials to the final delivery.

Our technical expertise and support services are unparalleled, designed to assist designers, engineers, and installers.

- In collaboration with a Registered Training Organisation, we offer specialised welding training, enhancing the skills and knowledge within the industry.
- Our NATA accredited laboratory is equipped to perform destructive joint and material testing, complemented by on-site Quality Assurance (QA) services, ensuring the highest standards of quality and reliability.

Quality assurance is at the core of our operations.

- Quality Management Systems certified to ISO 9001, including ISO 9001 and ISO/TS 29001, catering specifically to the demanding requirements of the petroleum, petrochemical, and natural gas industries.
- Our products, including polyethylene (PE) pipes and fittings for pressure applications, are certified to meet and exceed the stringent AS/NZS 4130:2018 and AS/NZS 4129:202 standards, respectively. This commitment to quality ensures that we provide only the best, most reliable products to our clients.



What sets us apart?

Consistent reliability: Regardless of the industry or service, we consistently provide the ideal solution at the most cost-effective value.

Client-focused approach: We actively listen and collaborate closely with our clients to grasp the challenges they face

Tailored solutions: Leveraging our materials, technology, training, and installation methods, we help determine and implement the right solutions for our clients.

Problem-solving expertise: Leveraging our vast knowledge and experience, we address challenges and deliver effective solutions.

Industry-specific delivery: We excel in providing bespoke pipeline solutions specifically tailored to the distinctive requirements of the industries we serve.

Quality Assurance

Project Excellence



ISO 9001: Delivering Excellence

At Acu-Tech Piping Systems, we go above and beyond to ensure exceptional quality, epitomised by our ISO 9001 certification- a symbol of excellence in quality assurance.

Our ISO 9001 certification reflects our unwavering commitment to delivering top-tier products and services, while continually refining our processes.

- ✓ **Elevating Product Excellence:** ISO 9001 certification requires rigorous quality control and assurance measures, ensuring that Acu-Tech’s piping systems meet or exceed industry standards and customer expectations.
- ✓ **Prioritising Customer Satisfaction:** Adhering to ISO 9001 standards illustrates Acu-Tech’s dedication to delivering products that consistently fulfill customer needs and preferences. This results in heightened customer satisfaction and unwavering loyalty.
- ✓ **Streamlining Efficiency and Enhancing Processes:** ISO 9001 encourages organisations to establish efficient processes and continually assess their performance. Acu-Tech utilises this framework to perpetually enhance its operations, leading to increased efficiency and cost-effectiveness.
- ✓ **Mitigating Risk:** The ISO 9001 framework incorporates robust risk management procedures, enabling Acu-Tech to identify and mitigate potential issues early in the production and delivery process. This proactive approach reduces the likelihood of product defects or service disruptions.
- ✓ **Achieving Global Recognition:** ISO 9001 certification holds global recognition, opening doors for Acu-Tech to compete in international markets and expand its customer base.

The Path to Project Excellence

Consulting:

Benefit from our insightful consulting services, where we offer strategic guidance to ensure the success of your project.

Project Scope:

Collaboratively define and refine the project scope with our team, aligning it precisely with your objectives and expectations.

Design Scale:

Acu-tech specialises in tailoring project designs to match the scale and unique requirements of your project.

4

Technical Input:

Leverage the knowledge and experience of our technical experts, who provide critical insights to optimise project design and execution.

5

Costing:

Our professionals deliver precise and transparent costing solutions, empowering you to make informed financial decisions.

6

Project Management:

Take advantage of our hands-on approach to project management, where we oversee every aspect to ensure a seamless and successful execution.


7

Delivery:

Our unwavering commitment to on time and on-budget project delivery ensures the achievement of your goals.



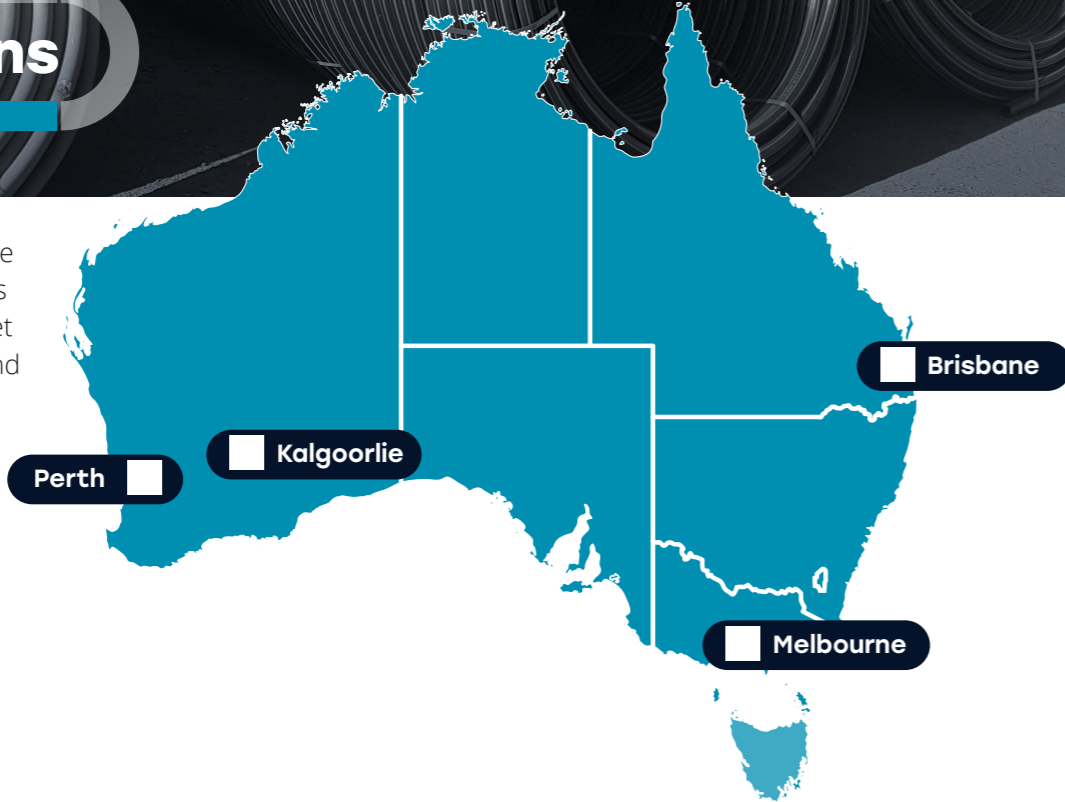
Our turnkey
solutions ensure
your success





Locations

We have multiple locations across Australia to meet your business and project needs.



DIRECTORS

Ivan Morren

Founder and Chief Executive Officer

Donovan Morren

General Manager

Kevin Wibberley

Chief Financial Officer

Matthew Pedersen

Operations/Projects Manager

CORPORATE STRUCTURE



Manufacturing

Manufacturing at Acu-Tech takes place in state-of-the-art facilities, in multiple states. We specialise in producing HDPE pipes and fittings, along with a large range of special fabricated products.

Our advanced extruders, controlled by CNC technology, can manufacture a diverse range of diameters, ranging from 16mm to 1200mm. We provide flexibility by offering options for both coiled and straight lengths.

Supply

We maintain a well-stocked and extensive inventory that includes a diverse range of valves, rings, and fittings. Our expertise primarily focuses on product sizes spanning from 16mm to 1200mm.

Acu-Tech has forged exclusive strategic partnerships with leading international pipe fitting manufacturers, enabling us to uphold substantial product inventories and ensure a smooth supply for project needs.



Our Capabilities

Technical Support:

We provide technical support for designers, engineers, and installers.

Training:

Through our training partner we can offer our clients the ability to train staff with nationally accredited polyethylene plastic welding courses.

QA/QC:

We are also qualified to provide Quality Assurance and Quality Control documentation.

Testing:

We have a fully accredited in-house NATA testing facility to provide destructive and pressure testing as per project requirements.

Equipment Hire, Sales, and Servicing:

Acu-Tech offers welding equipment available for hire or sale and providing servicing and calibration for welders.

Transport:

Products are delivered using both our own fleet of trucks as well as 3rd party freight providers.

Fabrication Services

Fabrication at our HDPE facility is focused on producing an extensive array of top-tier products, which encompass sweep bends, reducing tees, segmented equal tees, and bends.

Backed by a highly experienced team of experts, we possess the knowledge and skill-set to deliver customised fabrication solutions for spools and components, ensuring they align perfectly with our clients' precise requirements.

Our expertise extends to handling materials of various sizes, ranging from as small as 20mm to as large as 1200mm, making us a versatile and dependable option for all your HDPE fabrication requirements.



We Care. Our Solutions. Your Success.



Transport & Delivery

Our transportation yard has the capacity to load up to 15 trucks daily, accommodating a diverse range of pipes with lengths of up to 20 meters and diameters of 800mm. Our dedicated transport team is steadfast in their commitment to ensuring orders are delivered in full and on time, with safety as our top priority.

We offer a comprehensive project solution through our dedicated fleet of trucks and skilled drivers.

These professionals undergo rigorous training to guarantee efficient unloading and an unwavering commitment to delivering exceptional service.

Our large transportation fleet has the capability to accommodate a diverse range of pipes with lengths of up to 21 meters and diameters up to 1200mm.

Our dedicated transport team is steadfast in their commitment to ensuring orders are delivered in full and on time, with safety as our top priority.

With the added assurance of our overhead permits and Heavy Vehicle Accreditation, you can place full trust in us for the secure and timely delivery of your goods, ensuring a smooth transportation experience that perfectly aligns with all your project needs.

Trusted by Industry Leaders

Leading industries rely on Acu-Tech Piping Systems.

Our proven track record of delivering exceptional piping solutions has earned us the trust of major companies worldwide. With a commitment to quality, innovation, and customer satisfaction, we have become the preferred choice for businesses seeking reliable and efficient piping systems.

What Our Clients Say

"Your professionalism was instrumental in achieving a positive result for all stakeholders."

- Project and Resource Logistics

Sino Iron Ore Project

"I would like to thank you and Acu-Tech for the wonderful service you have provided. Personally I will always use Acu-Tech as the first 'port of call' for any future poly requirements."

- Site Supervisor

Koolyanobbing Project

"The conduct was outstanding. Acu-Tech's flexibility in meeting our needs and the integrity of products and services is worthy of special mention."

- Site Engineer

Esperance Port Access Corridor





CONTENTS

CONTENTS

ACU-TECH PRESSURE PIPE

Dimensions Overview	24-28
Coil Dimensions	29
Imperial (Rural)	30
Striping and Colour Coding	31

BUTT WELD & FABRICATED ITEMS

90° Sweep Bend	34
60° Sweep Bend	35
45° Sweep Bend	36
30° Sweep Bend	37
15° Sweep Bend	38
90° Segmented Bend	39
45° Segmented Bend	40
90° Short Radius Bend	41
Fabricated Reducing Tee	42-43
Fabricated Equal Tee	44
Fabricated True Y Junction	45
Fabricated 45° Junction	46
Short Spigot Eccentric Reducer	47
Short Spigot Concentric Reducer	48-49
Short Spigot End Cap	50
Shouldered End	51
Custom and Specialised Fittings	52-53

FLANGE, BACKING RING & GASKET

Butt Weld Stub Flange	56
Long Spigot Stub Flange	57
Max Flange	58
Blind Flange	59
Table D Backing Ring	60
Table E Backing Ring	61
Table ANSI 150 Backing Ring	62-63
PN16 Backing Rings	64
DCI Female Threaded Tapping Band	65-66
Fibre Flange Gasket	67
Steel Core Flange Gasket	68-69
Butterfly Value Spacer	70
Bolt Sets	71

SPIGOT FITTINGS

90° Long Spigot Elbow	74
45° Long Spigot Elbow	75
90° Long Spigot Radius Bend	76
Long Spigot Equal Tee	78
Long Spigot Reducing Tee	79
45° Long Spigot Equal Tee	80
Concentric Long Spigot Reducer	81
Long Spigot End Cap	82
Long Spigot Test End Cap	83
PE/Brass Male Threaded Adaptor	84
PE/Brass Female Threaded Adaptor	85
PE Male BSP Adaptor	86
PE Female BSP Adaptor	87

ELECTROFUSION FITTINGS

EF Coupler	90
EF Reducer	91
EF 90° Elbow	92
EF 45° Elbow	93
EF Equal Tee	94
EF Reducing Tee	95
EF Tapping Saddle	96
EF Branch Saddle	97
EF End Cap	98
EF Test End Cap with Brass Male BSP Thread	99

COMPRESSION FITTINGS 102-119

DRAIN PIPE SOLUTIONS 122-135

ADDITIONAL SERVICES 138-149

BRANDS & PARTNERS

Polyweld Tech Academy	152-153
JAG POLY	155-167
SewerStream	168-173
Clair Industries	174-177

USEFUL INFORMATION

Truck Pipe and Coil Capacity	180-181
------------------------------	---------

IMPORTANT NOTICE

Notes on the use of this catalogue:

The "Family" code shown at the top of every page refers to the fitting TYPE.

E.g.: 2014 is the code for an electrofusion coupler. The next four numbers refer to the SIZE; e.g., 0110 is the code for a 110 mm fitting, 1163 for a 110 mm x 63 mm reducer; therefore the code for a 110 mm electrofusion coupler is 2014.0110 and a 110 mm x 63 mm reducer would be 2034.1163.

As always with Acu-Tech technical information, we supply it as a guide in the interest of better understanding of technical properties of our products. It represents the best information available to us at the time of publication. However, the application of such information may involve engineering judgements which cannot be correctly made without intimate knowledge of all the conditions pertaining to a specific installation. Acu-Tech does not act as a consultant in this regard; the responsibility for the use of any information or advice contained herein rests solely with the user. No warranty, expressed or implied, (other than Statutory Warranty) is given as to the information or results obtained by the use thereof, and Acu-Tech will not be held liable for any costs, direct or indirect, that may arise therefrom. All pressure ratings given are subject to applicable regulations and standards. For further information please contact our Technical team or check with your local regulatory authority.

Indemnity: Company policy is one of continual improvement; therefore changes in product dimensions, specifications and performance data may be made without prior notice and without incurring liability. All dimensions shown in this catalogue are intended as a guide only. If exact measurements are required, please contact our sales team.

Please contact our sales team if there is any items required which are not shown in this catalogue. We are also able to source and supply a wide range of associated products such as valves and non-standard flanges.



Acu-Tech PE Pressure Pipe

Acu-Tech's high quality HDPE Pressure Pipe is manufactured from AS/NZS 4131 PE100 raw material and WaterMark Certified to AS/NZS 4130.

Available from 16mm up to 1200mm in diameter, Acu-Tech PE100 pipe is available in coils and straight lengths with the option of striping or full coating for system specific colour coding. We hold a complete stock of common sizes and SDR ratings. Call us on 1300 270 270 to discuss your requirements.

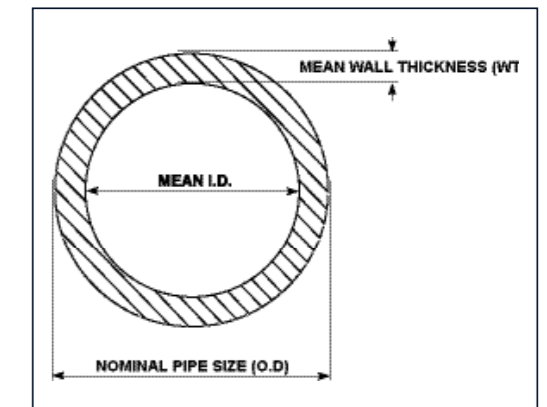

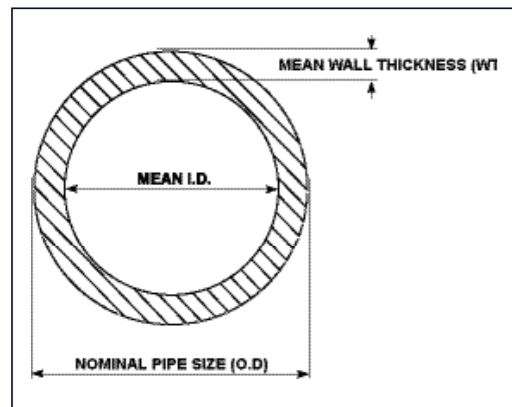
Dimensions Overview	24-28
Coil Dimensions	29
Imperial (Rural)	30
Striping and Colour Coding	31

PE100 POLYETHYLENE PIPE - OVERVIEW

MEAN DIMENSIONS ACCORDING TO AS/NZS 4130 SERIES 1

OD	SDR41 PN 4			SDR26 PN 6.3			SDR21 PN 8			SDR 17 PN 10		
	WT	ID	KG/M	WT	ID	KG/M	WT	ID	KG/M	WT	ID	KG/M
16	-	-	-	-	-	-	-	-	-	-	-	-
20	-	-	-	-	-	-	-	-	-	-	-	-
25	-	-	-	-	-	-	-	-	-	1.8	21.7	0.1
32	-	-	-	-	-	-	1.8	28.7	0.2	2.1	28.1	0.2
40	-	-	-	-	-	-	2.1	36.1	0.2	2.6	35.0	0.3
50	-	-	-	-	-	-	2.6	45.1	0.4	3.2	43.9	0.5
63	-	-	-	2.6	58.1	0.5	3.2	56.9	0.6	4.1	55.2	0.7
75	-	-	-	3.1	69.2	0.7	3.9	67.7	0.8	4.8	65.8	1.0
90	-	-	-	3.8	83.0	1.0	4.6	81.3	1.2	5.8	79.0	1.5
110	2.9	104.7	0.9	4.6	101.3	1.5	5.7	99.2	1.8	7.0	96.5	2.2
125	3.4	118.9	1.2	5.1	115.4	1.9	6.4	112.9	2.3	7.9	109.9	2.8
140	3.8	133.2	1.6	5.8	129.2	2.3	7.1	126.5	2.9	8.8	123.1	3.5
160	4.3	152.3	2.0	6.6	147.6	3.1	8.2	144.5	3.8	10.1	140.7	4.6
180	4.7	171.5	2.5	7.3	166.3	3.8	9.1	162.7	4.7	11.3	158.3	5.8
200	5.2	190.5	3.1	8.2	184.6	4.7	10.2	180.6	5.8	12.6	175.8	7.1
225	5.9	214.4	3.9	9.1	207.9	6.0	11.4	203.3	7.4	14.2	197.8	9.0
250	6.6	238.0	4.9	10.2	230.9	7.4	12.6	226.1	9.0	15.6	220.0	11.1
280	7.3	266.7	6.0	11.3	258.7	9.2	14.2	253.0	11.4	17.5	246.3	13.9
315	8.2	300.2	7.6	12.8	290.9	11.7	15.8	284.9	14.3	19.7	277.1	17.6
355	9.2	338.2	9.6	14.4	327.9	14.8	17.8	321.0	18.2	22.3	312.1	22.4
400	10.4	381.1	12.2	16.2	369.5	18.8	20.2	361.5	23.2	25.0	351.9	28.3
450	11.6	428.9	15.4	18.2	415.8	23.7	22.7	406.8	29.3	28.1	395.9	35.9
500	13.0	476.3	19.2	20.2	462.0	29.3	25.2	452.0	36.2	31.2	440.0	44.2
560	14.5	533.6	23.9	22.6	517.4	36.7	28.1	506.3	45.3	35.0	492.6	55.6
630	16.3	600.4	30.2	25.4	582.1	46.5	31.6	569.8	57.2	39.3	554.4	70.2
710	18.4	676.5	38.4	28.7	655.9	59.1	35.7	641.9	72.8	44.3	624.6	89.3
800	20.7	762.3	48.7	32.2	739.2	74.8	40.1	723.4	92.3	49.9	703.9	113.2
900	23.2	857.8	61.5	36.2	831.7	94.7	45.1	813.9	116.7	56.3	791.6	143.7
1000	25.8	952.9	76.1	40.2	924.1	116.8	50.2	904.2	144.2	62.4	879.8	177.0
1200	31.0	1143.1	109.5	48.3	1108.5	168.2	60.2	1084.7	207.5	71.4	1062.3	243.7

Information presented here is for reference only and may not be complete. All dimensions are nominal and may vary from actual dimension. For accurate dimensional data and other information please contact ACU-TECH sales



PE100 POLYETHYLENE PIPE - OVERVIEW Cont'd

MEAN DIMENSIONS ACCORDING TO AS/NZS 4130 SERIES 1

OD	SDR13.6 PN 12.5			SDR11 PN 16			SDR9 PN 20			SDR 7.4 PN 25		
	WT	ID	KG/M	WT	ID	KG/M	WT	ID	KG/M	WT	ID	KG/M
16	-	-	-	1.8	12.7	0.1	2.0	12.3	0.1	2.4	11.4	0.1
20	1.8	16.7	0.1	2.1	16.1	0.1	2.5	15.2	0.1	3.0	14.2	0.2
25	2.1	21.1	0.1	2.5	20.2	0.2	3.0	19.2	0.2	3.8	17.7	0.2
32	2.6	27.0	0.2	3.1	26.0	0.3	3.9	24.5	0.3	4.7	22.8	0.4
40	3.2	33.8	0.4	4.0	32.3	0.4	4.8	30.6	0.5	5.9	28.5	0.6
50	4.0	42.4	0.6	4.9	40.5	0.7	6.0	38.4	0.8	7.3	35.7	0.9
63	5.0	53.3	0.9	6.2	51.0	1.1	7.6	48.2	1.3	9.1	45.1	1.5
75	5.9	63.7	1.2	7.2	61.0	1.5	8.9	57.6	1.8	10.9	53.6	2.1
90	7.0	76.5	1.8	8.7	73.1	2.1	10.7	69.1	2.6	13.0	64.5	3.0
110	8.6	93.3	2.6	10.6	89.4	3.2	13.0	84.5	3.8	16.0	78.6	4.5
125	9.8	106.1	3.4	12.1	101.5	4.1	14.8	96.1	4.9	18.1	89.5	5.9
140	10.9	118.9	4.3	13.4	113.9	5.1	16.6	107.6	6.2	20.3	100.2	7.3
160	12.5	135.9	5.6	15.4	130.0	6.7	18.9	123.1	8.1	23.1	114.7	9.6
180	14.1	152.8	7.1	17.3	146.3	8.5	21.2	138.5	10.2	25.9	129.1	12.1
200	15.5	169.9	8.7	19.2	162.5	10.5	23.6	153.7	12.6	28.8	143.4	14.9
225	17.5	191.1	11.0	21.6	182.9	13.3	26.5	173.2	15.9	32.4	161.3	18.9
250	19.4	212.4	13.6	23.9	203.4	16.4	29.4	192.5	19.6	36.0	179.2	23.3
280	21.7	237.9	17.0	26.8	227.8	20.5	33.0	215.4	24.6	40.3	200.7	29.3
315	24.5	267.6	21.5	30.1	256.3	26.0	37.1	242.4	31.2	45.2	226.1	36.9
355	27.5	301.6	27.3	33.9	288.8	33.0	41.7	273.3	39.5	51.0	254.6	47.0
400	31.0	339.9	34.6	38.2	325.4	41.9	47.0	307.8	50.2	57.4	287.0	59.6
450	34.9	382.4	43.8	43.0	366.1	53.0	52.8	346.5	63.5	64.7	322.8	75.5
500	38.7	424.9	54.1	47.8	406.8	65.4	58.7	385.0	78.4	71.1	360.2	92.6
560	43.4	475.8	67.8	53.4	455.7	81.9	65.7	431.1	98.3	-	-	-
630	48.7	535.5	85.7	60.2	512.6	103.8	73.9	485.1	124.4	-	-	-
710	54.9	603.4	108.9	67.8	577.6	131.8	83.4	546.5	158.2	-	-	-
800	61.8	680.0	138.1	76.3	651.1	167.1	93.9	615.9	200.7	-	-	-
900	69.9	764.9	175.0	85.9	732.4	211.6	-	-	-	-	-	-
1000	76.2	852.1	213.1	94.8	814.9	259.8	-	-	-	-	-	-
1200	92.7	1019.6	310.7	-	-	-	-	-	-	-	-	-

Information presented here is for reference only and may not be complete. All dimensions are nominal and may vary from actual dimension. For accurate dimensional data and other information please contact ACU-TECH sales

PE100 POLYETHYLENE PIPE - DIMENSIONS

ACCORDING TO AS/NZS 4130 SERIES 1

PE100 POLYETHYLENE PIPE - DIMENSIONS Cont'd

ACCORDING TO AS/NZS 4130 SERIES 1

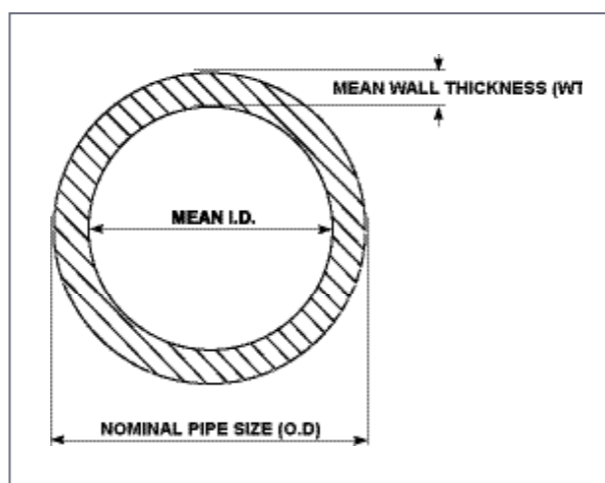
STANDARD DIMENSION RATIO				SDR 41				SDR 33				SDR 26			
NOMINAL OUTSIDE DIAMETER (DN)	MEAN OUTSIDE DIAMETER		OOR*	WALL THICKNESS (WT)		MEAN INSIDE DIAMETER (ID)		WALL THICKNESS (WT)		MEAN INSIDE DIAMETER (ID)		WALL THICKNESS (WT)		MEAN INSIDE DIAMETER (ID)	
	MIN	MAX		MIN	MAX	MIN	MAX	MIN	MAX	MIN	MAX	MIN	MAX	MIN	MAX
16	16.0	16.3	1.2	-	-	-	-	-	-	-	-	-	-	-	-
20	20.0	20.3	1.2	-	-	-	-	-	-	-	-	-	-	-	-
25	25.0	25.3	1.2	-	-	-	-	-	-	-	-	-	-	-	-
32	32.0	32.3	1.3	-	-	-	-	-	-	-	-	-	-	-	-
40	40.0	40.4	1.4	-	-	-	-	-	-	-	-	-	-	-	-
50	50.0	50.5	1.4	-	-	-	-	-	-	-	-	-	-	-	-
63	63.0	63.6	1.5	-	-	-	-	-	-	-	-	2.4	2.8	57.4	58.8
75	75.0	75.7	1.6	-	-	-	-	2.3	2.7	69.6	71.1	2.9	3.3	68.4	69.9
90	90.0	90.9	1.8	-	-	-	-	2.8	3.2	83.6	85.3	3.5	4.0	82.0	83.9
110	110.0	111.0	2.2	2.7	3.1	103.8	105.6	3.4	3.9	102.2	104.2	4.3	4.9	100.2	102.4
125	125.0	126.2	2.5	3.1	3.6	117.8	120.0	3.9	4.4	116.2	118.4	4.8	5.4	114.2	116.6
140	140.0	141.3	2.8	3.5	4.0	132.0	134.3	4.3	4.9	130.2	132.7	5.4	6.1	127.8	130.5
160	160.0	161.5	3.2	4.0	4.5	151.0	153.5	4.9	5.5	149.0	151.7	6.2	7.0	146.0	149.1
180	180.0	181.7	3.6	4.4	5.0	170.0	172.9	5.5	6.2	167.6	170.7	6.9	7.7	164.6	167.9
200	200.0	201.8	4.0	4.9	5.5	189.0	192.0	6.2	7.0	186.0	189.4	7.7	8.6	182.8	186.4
225	225.0	227.1	4.5	5.5	6.2	212.6	216.1	6.9	7.7	209.6	213.3	8.6	9.6	205.8	209.9
250	250.0	252.3	5.0	6.2	7.0	236.0	239.9	7.7	8.6	232.8	236.9	9.6	10.7	228.6	233.1
280	280.0	282.6	9.8	6.9	7.7	264.6	268.8	8.6	9.6	260.8	265.4	10.7	11.9	256.2	261.2
315	315.0	317.9	11.1	7.7	8.6	297.8	302.5	9.7	10.8	293.4	298.5	12.1	13.5	288.0	293.7
355	355.0	358.2	12.5	8.7	9.7	335.6	340.8	10.9	12.1	330.8	336.4	13.6	15.1	324.8	331.0
400	400.0	403.6	14.0	9.8	10.9	378.2	384.0	12.3	13.7	372.6	379.0	15.3	17.0	366.0	373.0
450	450.0	454.1	15.6	11.0	12.2	425.6	432.1	13.8	15.3	419.4	426.5	17.2	19.1	411.8	419.7
500	500.0	504.5	17.5	12.3	13.7	472.6	479.9	15.3	17.0	466.0	473.9	19.1	21.2	457.6	466.3
560	560.0	565.0	19.6	13.7	15.2	529.6	537.6	17.2	19.1	521.8	530.6	21.4	23.7	512.6	522.2
630	630.0	635.7	22.1	15.4	17.1	595.8	604.9	19.3	21.4	587.2	597.1	24.1	26.7	576.6	587.5
710	710.0	716.4	24.9	17.4	19.3	671.4	681.6	21.8	24.1	661.8	672.8	27.2	30.1	649.8	662.0
800	800.0	807.2	28.0	19.6	21.7	756.6	768.0	24.5	27.1	745.8	758.2	30.6	33.8	732.4	746.0
900	900.0	908.1		22.0	24.3	851.4	864.1	27.6	30.5	839.0	852.9	34.4	38.0	824.0	839.3
1000	1000.0	1009.0		24.5	27.1	945.8	960.0	30.6	33.8	932.4	947.8	38.2	42.2	915.6	932.6
1200	1200.0	1210.0		29.4	32.5	1135.0	1151.2	36.7	40.5	1119.0	1136.6	45.9	50.6	1098.8	1118.2

STANDARD DIMENSION RATIO				SDR 21				SDR 17				SDR 13.6			
NOMINAL OUTSIDE DIAMETER (DN)	MEAN OUTSIDE DIAMETER		OOR*	WALL THICKNESS (WT)		MEAN INSIDE DIAMETER (ID)		WALL THICKNESS (WT)		MEAN INSIDE DIAMETER (ID)		WALL THICKNESS (WT)		MEAN INSIDE DIAMETER (ID)	
	MIN	MAX		MIN	MAX	MIN	MAX	MIN	MAX	MIN	MAX	MIN	MAX	MIN	MAX
16	16.0	16.3	1.2	-	-	-	-	-	-	-	-	-	-	-	-
20	20.0	20.3	1.2	-	-	-	-	-	-	-	-	1.6	1.9	16.2	17.1
25	25.0	25.3	1.2	-	-	-	-	1.6	1.9	28.2	29.1	1.9	2.2	20.6	21.5
32	32.0	32.3	1.3	1.6	1.9	28.2	29.1	1.9	2.2	27.6	28.5	2.4	2.8	26.4	27.5
40	40.0	40.4	1.4	1.9	2.2	35.6	36.6	2.4	2.8	34.4	35.6	3.0	3.4	33.2	34.4
50	50.0	50.5	1.4	2.4	2.8	44.4	45.7	3.0	3.4	43.2	44.5	3.7	4.2	41.6	43.1
63	63.0	63.6	1.5	3.0	3.4	56.2	57.6	3.8	4.3	54.4	56.0	4.7	5.3	52.4	54.2
75	75.0	75.7	1.6	3.6	4.1	66.8	68.5	4.5	5.1	64.8	66.7	5.5	6.2	62.6	64.7
90	90.0	90.9	1.8	4.3	4.9	80.2	82.3	5.4	6.1	77.8	80.1	6.6	7.4	75.2	77.7
110	110.0	111.0	2.2	5.3	6.0	98.0	100.4	6.6	7.4	95.2	97.8	8.1	9.1	91.8	94.8
125	125.0	126.2	2.5	6.0	6.7	111.6	114.2	7.4	8.3	108.4	111.4	9.2	10.3	104.4	107.8
140	140.0	141.3	2.8	6.7	7.5	125.0	127.9	8.3	9.3	121.4	124.7	10.3	11.5	117.0	120.7
160	160.0	161.5	3.2	7.7	8.6	142.8	146.1	9.5	10.6	138.8	142.5	11.8	13.1	133.8	137.9
180	180.0	181.7	3.6	8.6	9.6	160.8	164.5	10.7	11.9	156.2	160.3	13.3	14.8	150.4	155.1
200	200.0	201.8	4.0	9.6	10.7	178.6	182.6	11.9	13.2	173.6	178.0	14.7	16.3	167.4	172.4
225	225.0	227.1	4.5	10.8	12.0	201.0	205.5	13.4	14.9	195.2	200.3	16.6	18.4	188.2	193.9
250	250.0	252.3	5.0	11.9	13.2	223.6	228.5	14.8	16.4	217.2	222.7	18.4	20.4	209.2	215.5
280	280.0	282.6	9.8	13.4	14.9	250.2	255.8	16.6	18.4	243.2	249.4	20.6	22.8	234.4	241.4
315	315.0	317.9	11.1	15.0	16.6	281.8	287.9	18.7	20.7	273.6	280.5	23.2	25.7	263.6	271.5
355	355.0	358.2	12.5	16.9	18.7	317.6	324.4	21.1	23.4	308.2	316.0	26.1	28.9	297.2	306.0
400	400.0	403.6	14.0	19.1	21.2	357.6	365.4	23.7	26.2	347.6	356.2	29.4	32.5	335.0	344.8
450	450.0	454.1	15.6	21.5	23.8	402.4	411.1	26.7	29.5	391.0	400.7	33.1	36.6	376.8	387.9
500	500.0	504.5	17.5	23.9	26.4	447.2	456.7	29.6	32.7	434.6	445.3	36.8	40.6	418.8	430.9
560	560.0	565.0	19.6	26.7	29.5	501.0	511.6	33.2	36.7	486.6	498.6	41.2	45.5	469.0	482.6
630	630.0	635.7	22.1	30.0	33.1	563.8	575.7	37.3	41.2	547.6	561.1	46.3	51.1	527.8	543.1
710	710.0	716.4	24.9	33.9	37.4	635.2	648.6	42.1	46.5	617.0	632.2	52.2	57.6	594.8	612.0
800	800.0	807.2	28.0	38.1	42.1	715.8	731.0	47.4	52.3	695.4	712.4	58.8	64.8	670.4	689.6
900	900.0	908.1		42.9	47.3	805.4	822.3	53.5	59.0	782.0	801.1	66.2	73.0	754.0	775.7
1000	1000.0	1009.0		47.7	52.6	894.8	913.6	59.3	65.4	869.2	890.4	72.5	79.9	840.2	864.0
1200	1200.0	1210.0		57.2	63.1	1073.8	1095.6	67.9	74.8	1050.4	1074.2	88.2	97.2	1005.6	1033.6

*OUT OF ROUNDNESS.

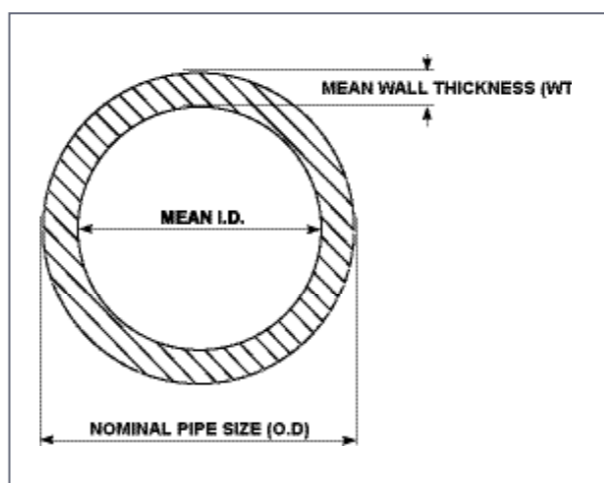
*OUT OF ROUNDNESS.

26



Information presented here is for reference only and may not be complete. All dimensions are nominal and may vary from actual dimension. For accurate dimensional data and other information please contact ACU-TECH sales

27



Information presented here is for reference only and may not be complete. All dimensions are nominal and may vary from actual dimension. For accurate dimensional data and other information please contact ACU-TECH sales

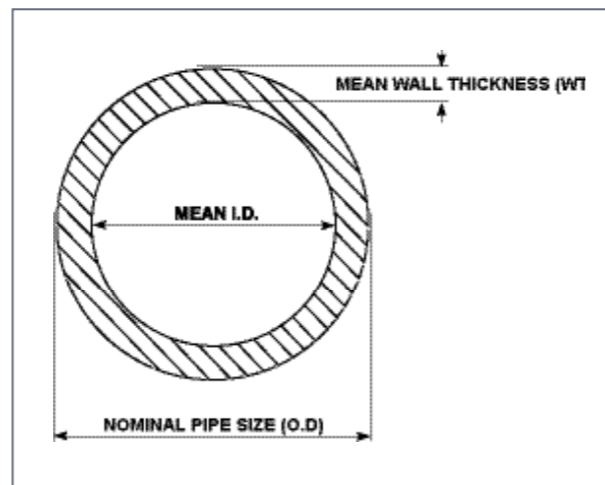

PE100 POLYETHYLENE PIPE - DIMENSIONS Cont'd

ACCORDING TO AS/NZS 4130 SERIES 1

PE 100 COILED PIPE - DIMENSIONS OVERVIEW

NOMINAL OUTSIDE DIAMETER (DN)	STANDARD DIMENSION RATIO			SDR 11				SDR 9				SDR 7.4			
	MEAN OUTSIDE DIAMETER		OOR*	WALL THICKNESS (WT)		MEAN INSIDE DIAMETER (ID)		WALL THICKNESS (WT)		MEAN INSIDE DIAMETER (ID)		WALL THICKNESS (WT)		MEAN INSIDE DIAMETER (ID)	
	MIN	MAX		MIN	MAX	MIN	MAX	MIN	MAX	MIN	MAX	MIN	MAX	MIN	MAX
16	16.0	16.3	1.2	1.6	1.9	12.2	13.1	1.8	2.1	11.8	12.7	2.2	2.6	10.8	11.9
20	20.0	20.3	1.2	1.9	2.2	15.6	16.5	2.3	2.7	14.6	15.7	2.8	3.2	13.6	14.7
25	25.0	25.3	1.2	2.3	2.7	19.6	20.7	2.8	3.2	18.6	19.7	3.5	4.0	17.0	18.3
32	32.0	32.3	1.3	2.9	3.3	25.4	26.5	3.6	4.1	23.8	25.1	4.4	5.0	22.0	23.5
40	40.0	40.4	1.4	3.7	4.2	31.6	33.0	4.5	5.1	29.8	31.4	5.5	6.2	27.6	29.4
50	50.0	50.5	1.4	4.6	5.2	39.6	41.3	5.6	6.3	37.4	39.3	6.9	7.7	34.6	36.7
63	63.0	63.6	1.5	5.8	6.5	50.0	52.0	7.1	8.0	47.0	49.4	8.6	9.6	43.8	46.4
75	75.0	75.7	1.6	6.8	7.6	59.8	62.1	8.4	9.4	56.2	58.9	10.3	11.5	52.0	55.1
90	90.0	90.9	1.8	8.2	9.2	71.6	74.5	10.1	11.3	67.4	70.7	12.3	13.7	62.6	66.3
110	110.0	111.0	2.2	10.0	11.1	87.8	91.0	12.3	13.7	82.6	86.4	15.1	16.8	76.4	80.8
125	125.0	126.2	2.5	11.4	12.7	99.6	103.4	14.0	15.5	94.0	98.2	17.1	19.0	87.0	92.0
140	140.0	141.3	2.8	12.7	14.1	111.8	115.9	15.7	17.4	105.2	109.9	19.2	21.3	97.4	102.9
160	160.0	161.5	3.2	14.6	16.2	127.6	132.3	17.9	19.8	120.4	125.7	21.9	24.2	111.6	117.7
180	180.0	181.7	3.6	16.4	18.2	143.6	148.9	20.1	22.3	135.4	141.5	24.6	27.2	125.6	132.5
200	200.0	201.8	4.0	18.2	20.2	159.6	165.4	22.4	24.8	150.4	157.0	27.3	30.2	139.6	147.2
225	225.0	227.1	4.5	20.5	22.7	179.6	186.1	25.1	27.8	169.4	176.9	30.8	34.0	157.0	165.5
250	250.0	252.3	5.0	22.7	25.1	199.8	206.9	27.9	30.8	188.4	196.5	34.2	37.8	174.4	183.9
280	280.0	282.6	9.8	25.4	28.1	223.8	231.8	31.3	34.6	210.8	220.0	38.3	42.3	195.4	206.0
315	315.0	317.9	11.1	28.6	31.6	251.8	260.7	35.2	38.9	237.2	247.5	43.0	47.4	220.2	231.9
355	355.0	358.2	12.5	32.2	35.6	283.8	293.8	39.6	43.7	267.6	279.0	48.5	53.5	248.0	261.2
400	400.0	403.6	14.0	36.3	40.1	319.8	331.0	44.7	49.3	301.4	314.2	54.6	60.2	279.6	294.4
450	450.0	454.1	15.6	40.9	45.1	359.8	372.3	50.2	55.4	339.2	353.7	61.5	67.8	314.4	331.1
500	500.0	504.5	17.5	45.4	50.1	399.8	413.7	55.8	61.5	377.0	392.9	67.6	74.5	351.0	369.3
560	560.0	565.0	19.6	50.8	56.0	448.0	463.4	62.5	68.9	422.2	440.0	75.7	83.4	393.2	413.6
630	630.0	635.7	22.1	57.2	63.1	503.8	521.3	70.3	77.5	475.0	495.1	85.1	93.7	442.6	465.5
710	710.0	716.4	24.9	64.5	71.1	567.8	587.4	79.3	87.4	535.2	577.8	-	-	-	-
800	800.0	807.2	28.0	72.5	80.0	640.0	662.2	89.3	98.4	603.2	628.6	-	-	-	-
900	900.0	908.1	-	81.7	90.0	720.0	744.7	-	-	-	-	-	-	-	-
1000	1000.0	1009.0	-	90.2	99.4	801.2	828.6	-	-	-	-	-	-	-	-
1200	1200.0	1210.0	-	-	-	-	-	-	-	-	-	-	-	-	-

*OUT OF ROUNDNESS.



Information presented here is for reference only and may not be complete. All dimensions are nominal and may vary from actual dimension. For accurate dimensional data and other information please contact ACU-TECH sales

SIZE (mm)	PN RATINGS	COIL LENGTH (m)	COIL ID (mm)	COIL OD (mm)	COIL WIDTH (mm)	COIL CAN BE NESTED INSIDE LARGER COIL OF MIN. SIZE
20	8-25	50	630	830	100	DN50
20	8-25	100	630	830	200	DN50
20	8-25	200	630	890	260	DN63
20	GAS	200	880	1220	150	DN75
25	8-25	50	630	830	170	DN50
25	8-25	100	630	950	170	DN75
25	8-25	200	630	990	300	DN75
32	8-25	50	880	1120	165	DN75
32	8-25	70	880	1180	165	DN75
32	8-25	100	880	1180	230	DN75
32	8-25	200	880	1280	300	DN75
40	8-25	50	880	1110	290	DN75
40	8-25	100	880	1250	290	DN75
40	8-25	150	880	1380	290	DN75
50	8-25	50	1030	1320	260	DN75
50	8-25	100	1030	1570	260	DN90
50	8-25	150	1030	1730	260	DN90
50	8-25	200	1030	1820	290	DN125 100m Coils
63	12.5-25	100	1030	1700	300	DN90
63	12.5-25	140	1030	1700	400	DN90
63	12.5-25	200	1030	1900	400	DN125 100m Coils
63	10	100	1250	1900	270	DN125 100m Coils
63	10	140	1250	1900	370	DN125 100m Coils
63	10	200	1250	2020	400	DN125 PN12.5 100m Coils
75	8-25	100	1550	2080	400	DN125 PN12.5 100m Coils
90	8-25	100	2000	2640	380	-
110	GAS	50	2700	2900	410	-
110	10-25	100	2000	2760	470	-
110	10-25	200	2000	3150	580	-
110	8	100	2300	3100	470	-
125	12.5-25	100	2000	2870	530	-
125	10	100	2300	3160	470	-
140	12.5-25	100	2300	3300	510	-
160	12.5-20	80	2500	3350	590	-
160	12.5-20	100	2300	3410	590	-

Information presented here is for reference only and may not be complete. All dimensions are nominal and may vary from actual dimension. For accurate dimensional data and other information please contact ACU-TECH sales

ACU-TECH PIPE SYSTEM PRODUCTS

Acu-Black
Acu-Water
Acu-Fire
Acu-Therm
Acu-Gas

Acu-Rural
Acu-Comms
Acu-Power
Acu-Air
Acu-Sewer


Acu-Drain
Recycle-Tech

IMPERIAL (RURAL) POLYETHYLENE PIPE

PE100 • SDR17 • 900kPa

SIZE (INCH)		OD (mm)	AVERAGE WT (mm)	COIL LENGTH (m)	COIL ID (mm)	COIL OD (mm)	COIL WIDTH (mm)	COIL WEIGHT (kg)	NOTE
1"	Red Stripe	28.9	1.8	200	1280	1590	260	30.4 (ea)	*Nested Coil
1"	White with Red Stripe	28.9	1.8	200	1280	1590	260	30.4 (ea)	*Nested Coil
1 ¼"	Red Stripe	36.0	2.2	150	1325	1650	285	35.3 (ea)	*Nested Coil
1 ¼"	White with Red Stripe	36.0	2.2	150	1325	1650	285	35.3 (ea)	*Nested Coil
1 ½"	Red Stripe	43.2	2.6	150	1580	1855	300	49.8 (ea)	*Nested Coil
1 ½"	White with Red Stripe	43.2	2.6	150	1580	1855	300	49.8 (ea)	*Nested Coil
1 ½"	Red Stripe	43.2	2.6	300	865	1540	430	99.6	
1 ½"	White with Red Stripe	43.2	2.6	300	865	1540	430	99.6	
2"	Red Stripe	57.6	3.4	100	1600	2010	335	58.2 (ea)	*Nested Coil
2"	White with Red Stripe	57.6	3.4	100	1600	2010	335	58.2 (ea)	*Nested Coil
2"	Red Stripe	57.6	3.4	200	1600	2110	370	116.5	
2"	White with Red Stripe	57.6	3.4	200	1600	2110	370	116.5	

Note: Selected coils are supplied as 'nested' and must be ordered in multiples of 2. One coil will be strapped inside the other.



Information presented here is for reference only and may not be complete. All dimensions are nominal and may vary from actual dimension. For accurate dimensional data and other information please contact ACU-TECH sales

IMPERIAL (RURAL) GREEN LINE POLYETHYLENE PIPE

CODE	SIZE (INCH)	COIL LENGTH (M)	WALL THICKNESS (MM)	OUTSIDE DIAMETRE (MM)	COIL DIMENSIONS (MM)			WEIGHT (KG)
					OD	ID	WIDTH	
RGS02021200	3/4 inch (19)	200	1.4	21.6	950	600	250	16.9
RGS02521200	1 inch (25)	200	1.5	27.9	1180	730	240	23.9
RGS03221150	1 1/4 inch (32)	150	1.9	35	1380	1000	285	28.6
RGS04021150	1 1/2 inch (40)	150	2.2	42	1580	1100	320	31.3
RGS05021100	2 inch (50)	100	3	56.2	1870	1460	330	48.4

Dimensions are nominal only

STRIPING AND COLOUR CODING GUIDE




Black Pipe (with no stripes): May be used for all applications except for fuel gases



Black Pipe with Yellow stripes or Full Yellow Jacket: Fuel gases, process gases, liquefied gases under pressure



Full White Jacket: Communications conduit / Above ground co-ex pipelines



Black Pipe with Blue stripes: Drinking water/potable water



Black Pipe with Red stripes: Dedicated water for fire extinguishing supply lines



Black Pipe with Lilac/Purple stripes or Full Lilac/Purple Jacket: Recycled or reclaimed water



Full Orange Jacket: Electrical conduit



Black Pipe with Red/Brown stripes: Rural imperial-size low-pressure pipe



Black Pipe with Cream stripes: Sewer pipes

Information presented here is for reference only and may not be complete. All dimensions are nominal and may vary from actual dimension. For accurate dimensional data and other information please contact ACU-TECH sales

Butt Weld and Fabricated Fittings

Our extensive range of fabricated fittings includes sweep bends, junctions, true Y pieces, equal and reducing tees, and segmented bends ranging in size from 25mm - 800mm.

For more detailed information on fabricated items such as spools, manifolds, tanks and flanged pipe turn to page 88.

Call us now for more information on 1300 270 270.



90° Sweep Bend_____	34	Fabricated Equal Tee_____	44
60° Sweep Bend_____	35	Fabricated True Y Junction_____	45
45° Sweep Bend_____	36	Fabricated 45° Junction_____	46
30° Sweep Bend_____	37	Short Spigot Eccentric Reducer_____	47
15° Sweep Bend_____	38	Short Spigot Concentric Reducer_____	48-49
90° Segmented Bend_____	39	Short Spigot End Cap_____	50
45° Segmented Bend_____	40	Shouldered End_____	51
90° Short Radius Bend_____	41	Custom and Specialised Fittings_____	52-53
Fabricated Reducing Tee_____	42-43		

90° SWEEP BEND (6754 / 6756)

PE100 · SDR11 · SDR17

60° SWEEP BEND (6764 / 6766)

PE100 · SDR11 · SDR17

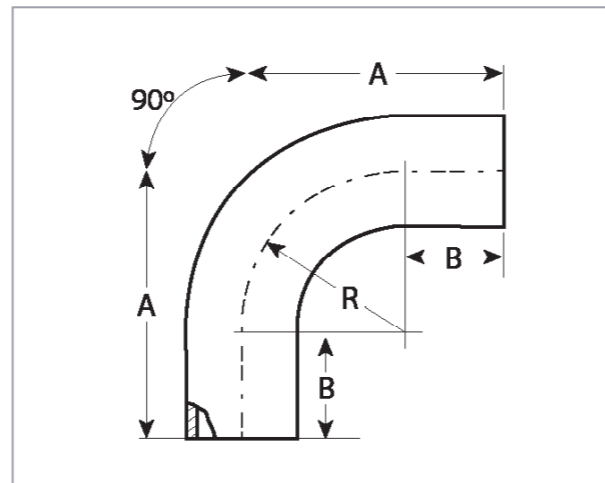
SIZE (mm)	CODE SDR11 (6754)	CODE SDR17 (6756)	A (mm)	B (mm)	R (mm)
20	67540020	67560020	200	100	100
25	67540025	67560025	200	100	100
32	67540032	67560032	228	100	128
40	67540040	67560040	260	100	160
50	67540050	67560050	275	100	175
63	67540063	67560063	325	100	225
75	67540075	67560075	455	150	305
90	67540090	67560090	455	150	305
110	67540110	67560110	560	180	380
125	67540125	67560125	560	180	380
140	67540140	67560140	660	200	460
160	67540160	67560160	660	200	460
180	67540180	67560180	785	250	540
200	67540200	67560200	785	250	600
225	67540225	67560225	785	250	630
250	67540250	67560250	915	300	700
280	67540280	67560280	965	350	784
315	67540315	67560315	1115	400	880
355	67540355	67560355	1280	500	994
400	67540400	67560400	1620	550	1120
450	67540450	67560450	1650	550	1260
500	67540500	67560500	1950	700	1400
560	67540560	67560560	1982	700	1568
630	67540630	67560630	2015	700	1764
710	67540710	67560710	2700	900	1988
800	67540800	67560800	3000	900	2240

SIZE (mm)	CODE SDR11 (6764)	CODE SDR17 (6766)	A (mm)	B (mm)	R (mm)
20	67640020	67660020	155	100	100
25	67640025	67660025	155	100	100
32	67640032	67660032	170	100	128
40	67640040	67660040	190	100	160
50	67640050	67660050	200	100	175
63	67640063	67660063	230	100	225
75	67640075	67660075	320	150	305
90	67640090	67660090	320	150	305
110	67640110	67660110	400	180	380
125	67640125	67660125	400	180	380
140	67640140	67660140	465	200	460
160	67640160	67660160	465	200	460
180	67640180	67660180	560	250	535
200	67640200	67660200	560	250	535
225	67640225	67660225	560	250	535
250	67640250	67660250	655	300	615
280	67640280	67660280	705	350	615
315	67640315	67660315	810	400	715
355	67640355	67660355	950	500	780
400	67640400	67660400	1160	550	1070
450	67640450	67660450	1185	550	1100
500	67640500	67660500	1420	700	1250
560	67640560	67660560	1440	700	1282
630	67640630	67660630	1460	700	1315
710	67640710	67660710	1800	900	1562
800	67640800	67660800	1968	900	1850

Note 1: This fitting is suitable for butt weld only and will need to be extended for electrofusion.
 Note 2: R (mm) is approximate sizes

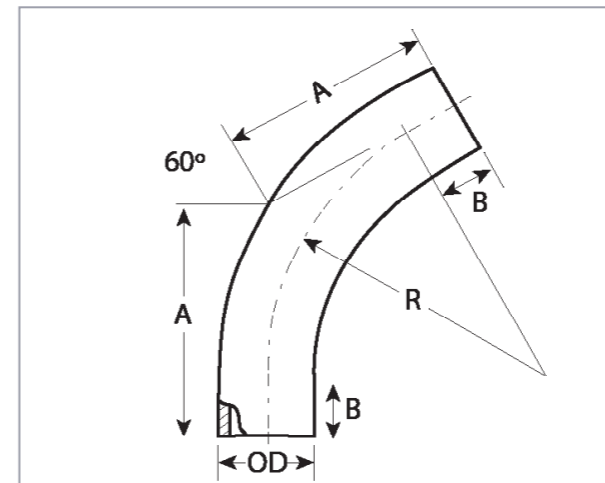
Note 1: This fitting is suitable for butt weld only and will need to be extended for electrofusion.

34



Information presented here is for reference only and may not be complete. All dimensions are nominal and may vary from actual dimension. For accurate dimensional data and other information please contact ACU-TECH sales

35



Information presented here is for reference only and may not be complete. All dimensions are nominal and may vary from actual dimension. For accurate dimensional data and other information please contact ACU-TECH sales

45° SWEEP BEND (6774 / 6776)

PE100 · SDR11 · SDR17

30° SWEEP BEND (6784 / 6786)

PE100 · SDR11 · SDR17

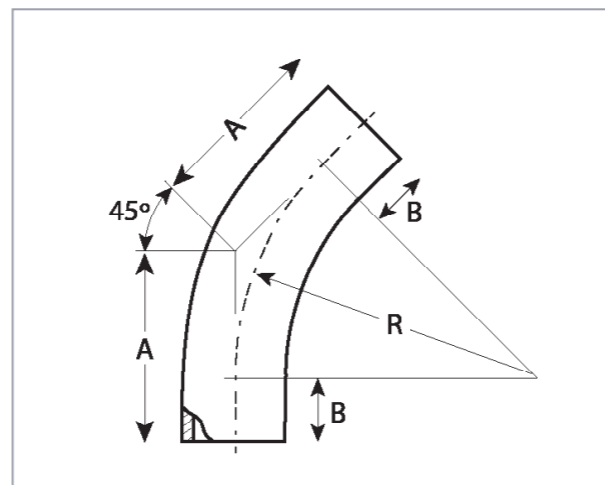
SIZE (mm)	CODE SDR11 (6774)	CODE SDR17 (6776)	A (mm)	B (mm)	R (mm)
20	67740020	67760020	140	100	100
25	67740025	67760025	140	100	100
32	67740032	67760032	150	100	128
40	67740040	67760040	165	100	160
50	67740050	67760050	170	100	175
63	67740063	67760063	190	100	225
75	67740075	67760075	270	150	305
90	67740090	67760090	270	150	305
110	67740110	67760110	340	180	380
125	67740125	67760125	340	180	380
140	67740140	67760140	390	200	460
160	67740160	67760160	390	200	460
180	67740180	67760180	470	250	535
200	67740200	67760200	470	250	535
225	67740225	67760225	470	250	535
250	67740250	67760250	550	300	615
280	67740280	67760280	605	350	615
315	67740315	67760315	695	400	715
355	67740355	67760355	820	500	780
400	67740400	67760400	990	550	1070
450	67740450	67760450	1005	550	1100
500	67740500	67760500	1215	700	1250
560	67740560	67760560	1230	700	1282
630	67740630	67760630	1245	700	1315
710	67740710	67760710	1687	900	1900
800	67740800	67760800	1770	900	2100

Note 1: This fitting is suitable for butt weld only and will need to be extended for electrofusion.

SIZE (mm)	CODE SDR11 (6784)	CODE SDR17 (6786)	A (mm)	B (mm)	R (mm)
20	67840020	67860020	130	100	100
25	67840025	67860025	130	100	100
32	67840032	67860032	134	100	128
40	67840040	67860040	140	100	160
50	67840050	67860050	146	100	175
63	67840063	67860063	160	100	225
75	67840075	67860075	230	150	305
90	67840090	67860090	230	150	305
110	67840110	67860110	280	180	380
125	67840125	67860125	280	180	380
140	67840140	67860140	320	200	460
160	67840160	67860160	320	200	460
180	67840180	67860180	320	250	535
200	67840200	67860200	320	250	535
225	67840225	67860225	400	250	535
250	67840250	67860250	460	300	615
280	67840280	67860280	510	350	615
315	67840315	67860315	605	400	715
355	67840355	67860355	710	500	780
400	67840400	67860400	830	550	1070
450	67840450	67860450	840	550	1100
500	67840500	67860550	1030	700	1250
560	67840560	67860560	1040	700	1282
630	67840630	67860630	1050	700	1315
710	67840710	67860710	1318	900	1562
800	67840800	67860800	1372	900	1760

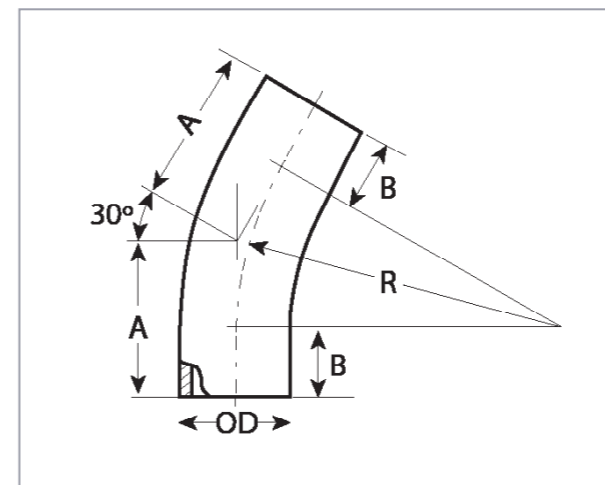
Note 1: This fitting is suitable for butt weld only and will need to be extended for electrofusion.

36



Information presented here is for reference only and may not be complete. All dimensions are nominal and may vary from actual dimension. For accurate dimensional data and other information please contact ACU-TECH sales

37



Information presented here is for reference only and may not be complete. All dimensions are nominal and may vary from actual dimension. For accurate dimensional data and other information please contact ACU-TECH sales

15° SWEEP BEND (6794 / 6796)

PE100 • SDR11 • SDR17

90° SEGMENTED BEND (6824 / 6826)

PE100 • SDR11 • SDR17

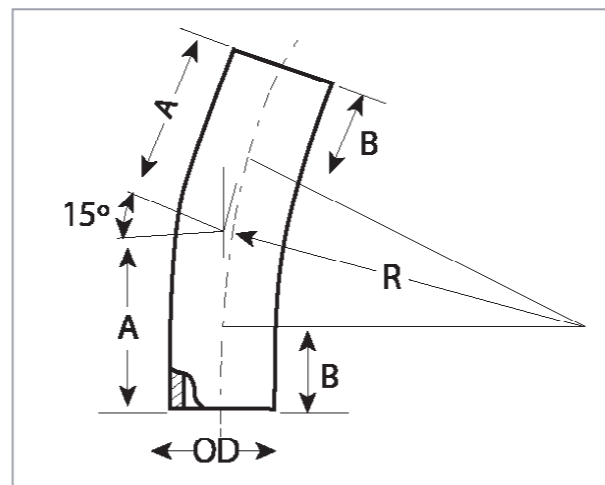
SIZE (mm)	CODE SDR11 (6794)	CODE SDR17 (6796)	A (mm)	B (mm)	R (mm)
20	67940020	67960020	130	100	100
25	67940025	67960025	130	100	100
32	67940032	67960032	134	100	128
40	67940040	67960040	140	100	160
50	67940050	67960050	146	100	175
63	67940063	67960063	160	100	225
75	67940075	67960075	230	150	305
90	67940090	67960090	230	150	305
110	67940110	67960110	280	180	380
125	67940125	67960125	280	180	380
140	67940140	67960140	320	200	460
160	67940160	67960160	320	200	460
180	67940180	67960180	320	250	535
200	67940200	67960200	320	250	535
225	67940225	67960225	400	250	535
250	67940250	67960250	460	300	615
280	67940280	67960280	510	350	615
315	67940315	67960315	605	400	715
355	67940355	67960355	710	500	780
400	67940400	67960400	830	550	1070
450	67940450	67960450	840	550	1100
500	67940500	67960500	1030	700	1250
560	67940560	67960560	1040	700	1282
630	67940630	67960630	1050	700	1315
710	67940710	67960710	1105	900	1562
800	67940800	67960800	1132	900	1760

Note 1: This fitting is suitable for butt weld only and will need to be extended for electrofusion.

SIZE (mm)	CODE SDR11 (6824)	CODE SDR17 (6826)	A (mm)	B (mm)	R (mm)
90	68240090	68260090	235	100	135
110	68240110	68260110	265	100	165
125	68240125	68260125	338	150	188
140	68240140	68260140	360	150	210
160	68240160	68260160	390	150	240
180	68240180	68260180	425	150	270
200	68240200	68260200	450	150	300
225	68240225	68260225	488	150	338
250	68240250	68260250	625	250	375
280	68240280	68260280	670	250	420
315	68240315	68260315	777	300	477
355	68240355	68260355	833	300	533
400	68240400	68260400	900	300	600
450	68240450	68260450	975	300	675
500	68240500	68260500	1100	350	750
560	68240560	68260560	1190	350	840
630	68240630	68260630	1295	350	945
710	68240710	68260710	1415	350	1065
800	68240800	68260800	1550	350	1200
900	68240900	68260900	1750	400	1350
1000	68241000	68261000	1900	400	1500
1200	68241200	68261200	2800	400	1800

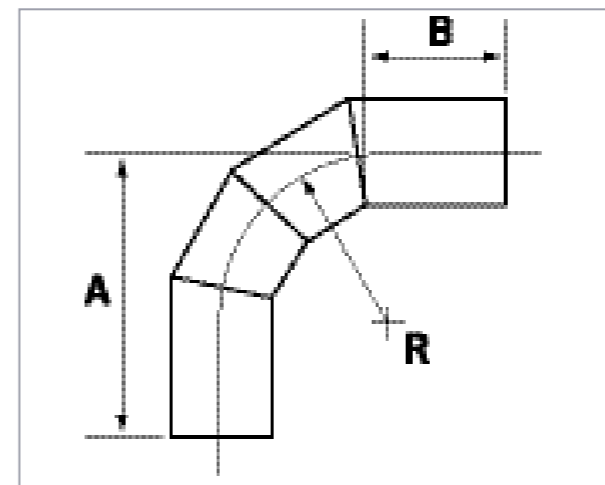
Note 1: Pressure re-rating applies. Contact Acu-Tech for more information.

38



Information presented here is for reference only and may not be complete. All dimensions are nominal and may vary from actual dimension. For accurate dimensional data and other information please contact ACU-TECH sales

39



Information presented here is for reference only and may not be complete. All dimensions are nominal and may vary from actual dimension. For accurate dimensional data and other information please contact ACU-TECH sales

45° SEGMENTED BEND (6844 / 6846)

PE100 • SDR11 • SDR17

SHORT RADIUS 90° BEND (4054 / 4056)

PE100 • SDR11 • SDR17

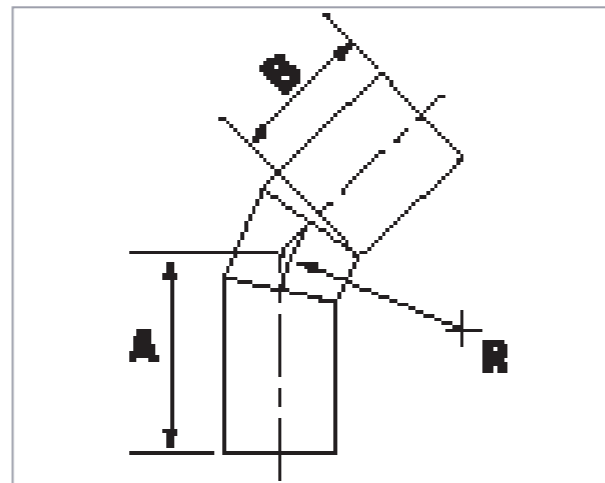
SIZE (mm)	CODE SDR11 (6844)	CODE SDR17 (6846)	A (mm)	B (mm)	R (mm)
90	68440090	68460090	156	100	135
110	68440110	68460110	168	100	165
125	68440125	68460125	227	150	188
140	68440140	68460140	237	150	210
160	68440160	68460160	249	150	240
180	68440180	68460180	261	150	270
200	68440200	68460200	274	150	300
225	68440225	68460225	290	150	338
250	68440250	68460250	412	250	375
280	68440280	68460280	474	250	420
315	68440315	68460315	498	300	477
355	68440355	68460355	520	300	533
400	68440400	68460400	548	300	600
450	68440450	68460450	580	300	675
500	68440500	68460500	665	350	750
560	68440560	68460560	698	350	840
630	68440630	68460630	741	350	945
710	68440710	68460710	791	350	1065
800	68440800	68460800	847	350	1200
900	68440900	68460900	940	400	1350
1000	68441000	68461000	1000	400	1500
1200	68441200	68461200	1120	400	1800

SIZE (mm)	CODE SDR11 (4054)	CODE SDR17 (4056)	Z (mm)	R (mm)
63	40540063	40560063	66	63
75	40540075	40560075	87	75
90	40540090	40560090	100	90
110	40540110	40560110	118	110
125	40540125	40560125	138	125
140	40540140	40560140	145	140
160	40540160	40560160	178	160
180	40540180	40560180	195	180
200	40540200	40560200	210	200
225	40540225	40560225	236	225
250	40540250	40560250	279	250
280	40540280	40560280	316	280
315	40540315	40560315	352	315
355	40540355	40560355	380	355
400	40540400	40560400	434	400
450	40540450	40560450	510	450
500	40540500	40560500	560	500

Note: For butt weld only. Can be extended for electrofusion.
R (mm) is approximate sizes.

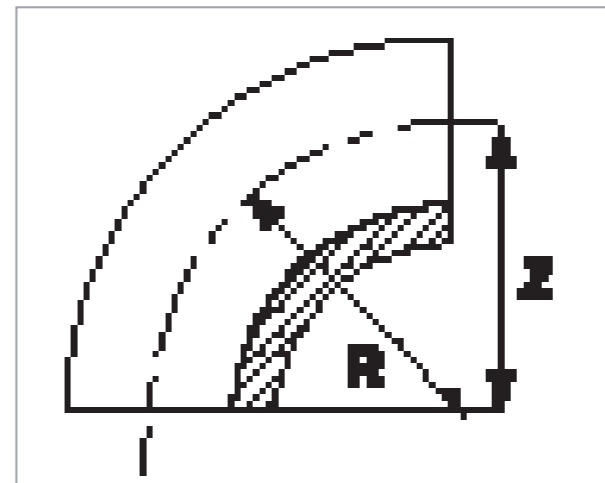
Note 1: Pressure re-rating applies. Contact Acu-Tech for more information.

40



Information presented here is for reference only and may not be complete. All dimensions are nominal and may vary from actual dimension. For accurate dimensional data and other information please contact ACU-TECH sales

41



Information presented here is for reference only and may not be complete. All dimensions are nominal and may vary from actual dimension. For accurate dimensional data and other information please contact ACU-TECH sales

CODE SDR11 (6164)	CODE SDR17 (6166)	OD 1 (mm)	OD 2 (mm)	A (mm)	B (mm)
61642090	61662090	200	90	600	550
61642011	61662011	200	110	600	550
61642290	61662290	225	90	600	550
61642211	61662211	225	110	600	550
61642590	61662590	250	90	600	650
61642511	61662511	250	110	600	650
61642516	61662516	250	160	600	650
61642890	61662890	280	90	600	650
61642811	61662811	280	110	600	650
61642816	61662816	280	160	600	650
61642820	61662820	280	200	600	650
61643190	61663190	315	90	600	700
61643111	61663111	315	110	600	700
61643116	61663116	315	160	650	700
61643120	61663120	315	200	650	700
61643590	61663590	355	90	650	700
61643511	61663511	355	110	650	700
61643516	61663516	355	160	650	700
61643520	61663520	355	200	700	700
61643522	61663522	355	225	700	700
61643525	61663525	355	250	700	700
61644090	61664090	400	90	800	750
61644011	61664011	400	110	800	750
61644016	61664016	400	160	800	750
61644020	61664020	400	200	900	750
61644022	61664022	400	225	900	750
61644025	61664025	400	250	900	750
61644028	61664028	400	280	900	750
61644590	61664590	450	90	900	750
61644511	61664511	450	110	900	750
61644516	61664516	450	160	900	750
61644520	61664520	450	200	1000	750
61644522	61664522	450	225	1000	750
61644525	61664525	450	250	1000	800
61644528	61664528	450	280	1000	800
61644531	61664531	450	315	1000	800
61645016	61665016	500	160	1000	800
61645020	61665020	500	200	1000	800
61645022	61665022	500	225	1000	800
61645025	61665025	500	250	1000	900
61645028	61665028	500	280	1000	900
61645031	61665031	500	315	1000	900
61645035	61665035	500	355	1000	900

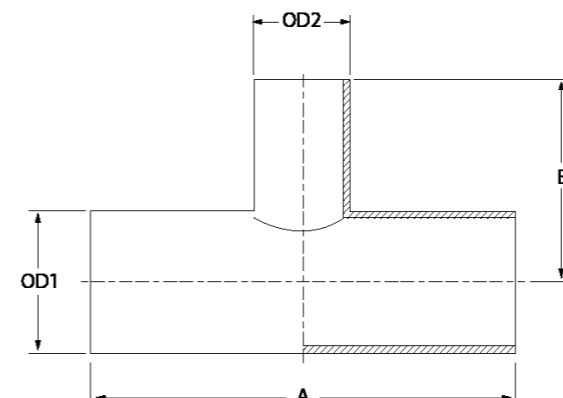
Note 1: Pressure re-rating applies. Contact Acu-Tech for more information.

Note 2: Standard fitting suitable for butt weld only. Can be modified to suit electrofusion if required, please contact us for more information.

Note 3: Fully rated tees available on request.

Information presented here is for reference only and may not be complete. All dimensions are nominal and may vary from actual dimension. For accurate dimensional data and other information please contact ACU-TECH sales

CODE SDR11 (6164)	CODE SDR17 (6166)	OD 1 (mm)	OD 2 (mm)	A (mm)	B (mm)
61645620	61665620	560	200	1000	900
61645622	61665622	560	225	1000	900
61645625	61665625	560	250	1000	900
61645628	61665628	560	280	1000	1200
61645631	61665631	560	315	1000	1200
61645635	61665635	560	355	1000	1200
61646320	61666320	630	200	1000	1200
61646322	61666322	630	225	1000	1200
61646325	61666325	630	250	1000	1200
61646328	61666328	630	280	1000	1200
61646331	61666331	630	315	1100	1200
61646335	61666335	630	355	1100	1200
61646340	61666340	630	400	1200	1200
61646345	61666345	630	450	1200	1200
61647120	61667120	710	200	1000	855
61647122	61667122	710	225	1025	855
61647125	61667125	710	250	1050	855
61647128	61667128	710	280	1080	855
61647131	61667131	710	315	1115	855
61647135	61667135	710	355	1135	855
61647140	61667140	710	400	1200	1255
61647145	61667145	710	450	1250	1255
61648025	61668025	800	250	1050	900
61648028	61668028	800	280	1080	900
61648031	61668031	800	315	1115	900
61648035	61668035	800	355	1135	900
61648040	61668040	800	400	1200	1300
61648045	61668045	800	450	1250	1300
61648050	61668050	800	500	1300	1300



Information presented here is for reference only and may not be complete. All dimensions are nominal and may vary from actual dimension. For accurate dimensional data and other information please contact ACU-TECH sales



FABRICATED EQUAL TEE (6154 / 6156)

PE100 • SDR11 • SDR17

FABRICATED TRUE Y JUNCTION (6704 / 6706)

PE100 • SDR11 • SDR17

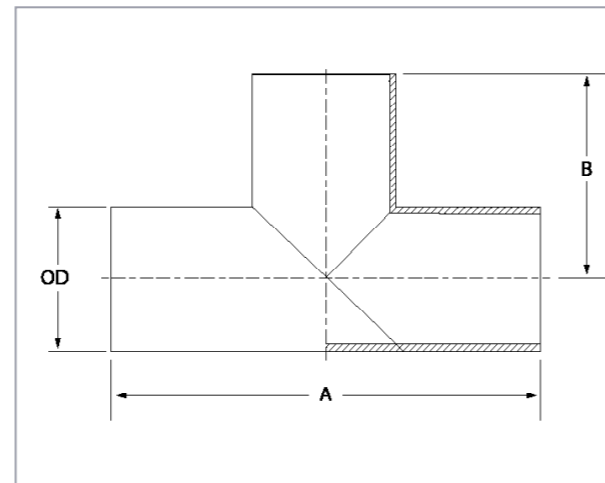
CODE SDR11 (6154)	CODE SDR17 (6156)	OD (mm)	A (mm)	B (mm)
61540090	61560090	90	400	200
61540110	61560110	110	500	250
61540125	61560125	125	500	250
61540140	61560140	140	500	500
61540160	61560160	160	600	500
61540200	61560200	200	650	500
61540225	61560225	225	650	550
61540250	61560250	250	700	650
61540280	61560280	280	700	650
61540315	61560315	315	800	700
61540355	61560355	355	800	700
61540400	61560400	400	1000	1100
61540450	61560450	450	1100	1100
61540500	61560500	500	1200	1200
61540560	61560560	560	1200	1200
61540630	61560630	630	1200	1200
61540710	61560710	710	1500	1700
61540800	61560800	800	1600	1700
61541000	61561000	1000	1800	1700
61541200	61661200	1200	2400	1900

Note: Pressure re-rating applies. Contact Acu-Tech for more information.

SIZE (mm)	CODE SDR11 (6704)	CODE SDR17 (6706)	A (mm)	B (mm)
90	67040090	67060090	200	450
110	67040110	67060110	250	450
125	67040125	67060125	250	450
140	67040140	67060140	500	600
160	67040160	67060160	500	600
180	67040180	67060180	500	750
200	67040200	67060200	500	750
225	67040225	67060225	550	750
250	67040250	67060250	650	900
280	67040280	67060280	650	900
315	67040315	67060315	700	1050
355	67040355	67060355	700	1180
400	67040400	67060400	1100	1250
450	67040450	67060450	1100	1300
500	67040500	67060500	1200	1400
560	67040560	67060560	1200	1400
630	67040630	67060630	1200	1440
710	67040710	67060710	1550	1550
800	67040800	67060800	1600	1600
900	67040900	67060900	1600	1600
1000	67041000	67061000	1650	1650
1200	67041200	67061200	1700	1700

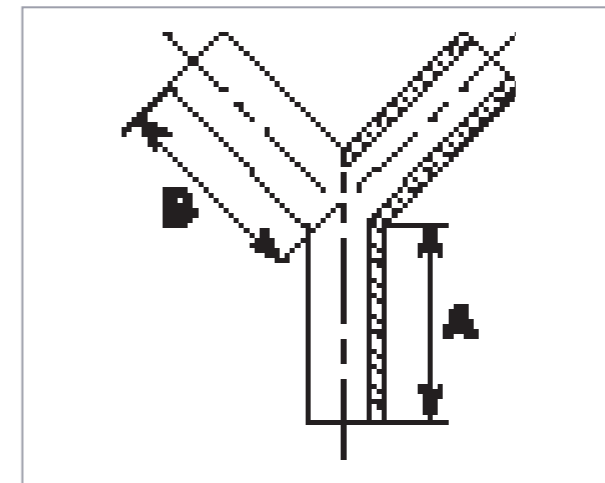
Note: Pressure re-rating applies. Contact Acu-Tech for more information.

44



Information presented here is for reference only and may not be complete. All dimensions are nominal and may vary from actual dimension. For accurate dimensional data and other information please contact ACU-TECH sales

45



Information presented here is for reference only and may not be complete. All dimensions are nominal and may vary from actual dimension. For accurate dimensional data and other information please contact ACU-TECH sales

FABRICATED 45° JUNCTION (6694 / 6696)

PE100 · SDR11 · SDR17

SHORT SPIGOT ECCENTRIC REDUCER (4044 / 4046)

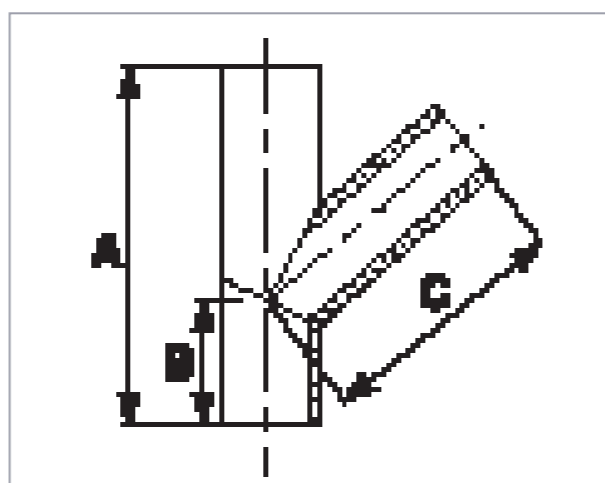
PE100 · SDR11 · SDR17

SIZE (mm)	CODE SDR11 (6694)	CODE SDR17 (6696)	A (mm)	B (mm)	C (mm)
90	66940090	66960090	700	270	430
110	66940110	66960110	700	270	430
125	66940125	66960125	750	300	450
140	66940140	66960140	780	300	480
160	66940160	66960160	850	330	520
180	66940180	66960180	950	360	590
200	66940200	66960200	960	370	590
225	66940225	66960225	1080	420	660
250	66940250	66960250	1150	450	710
280	66940280	66960280	1250	500	750
315	66940315	66960315	1350	530	820
355	66940355	66960355	1450	570	880
400	66940400	66960400	1550	600	950
450	66940450	66960450	1850	650	1200
500	66940500	66960500	2100	700	1400
560	66940560	66960560	2200	800	1400
630	66940630	66960630	2300	800	1500
710	66940710	66960710	2600	900	1700
800	66940800	66960800	2800	1000	1800
900	66940900	66960900	3100	1000	2100
1000	66941000	66961000	3300	1100	2200
1200	66941200	66961200	3600	1200	2400

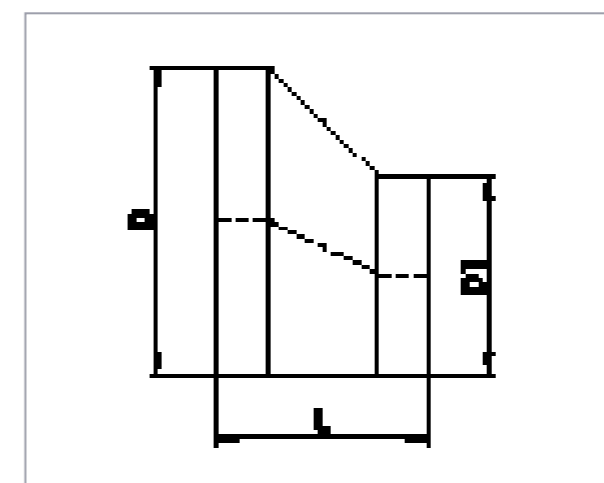
Note 1: Pressure re-rating applies. Contact Acu-Tech for more information.
 Note 2: Fully pressure rated injection moulded junctions available on request.

D (mm)	D1 (mm)	CODE SDR11 (4044)	CODE SDR17 (4046)
160	90	40441690	40461690
160	110	40441611	40461611
160	125	40441612	40461612
160	140	40441614	40461614
180	110	40441811	40461811
180	125	40441812	40461812
180	140	40441814	40461814
180	160	40441816	40461816
200	125	40442012	40462012
200	140	40442014	40462014
200	160	40442016	40462016
200	180	40442018	40462018
225	140	40442214	40462214
225	160	40442216	40462216
225	180	40442218	40462218
225	200	40442220	40462220
250	160	40442516	40462516
250	180	40442518	40462518
250	200	40442520	40462520
250	225	40442522	40462522
280	180	40442818	40462818
280	200	40442820	40462820
280	225	40442822	40462822
280	250	40442825	40462825
315	200	40443120	40463120
315	225	40443122	40463122
315	250	40443125	40463125
315	280	40443128	40463128

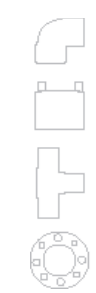
D (mm)	D1 (mm)	CODE SDR11 (4044)	CODE SDR17 (4046)
355	225	40443522	40463522
355	250	40443525	40463525
355	280	40443528	40463528
355	315	40443531	40463531
400	250	40444025	40464025
400	280	40444028	40464028
400	315	40444031	40464031
400	355	40444035	40464035
450	280	40444528	40464528
450	315	40444531	40464531
450	355	40444535	40464535
450	400	40444540	40464540
500	280	40445028	40465028
500	315	40445031	40465031
500	355	40445035	40465035
500	400	40445040	40465040
500	450	40445045	40465045
560	400	40445640	40465640
560	450	40445645	40465645
560	500	40445650	40465650
630	450	40446345	40466345
630	500	40446350	40466350
630	560	40446356	40466356
710	560	-	40467156
710	630	-	40467163
800	630	-	40468063
800	710	-	40468071
900	710	-	40469071
900	800	-	40469080



Information presented here is for reference only and may not be complete. All dimensions are nominal and may vary from actual dimension. For accurate dimensional data and other information please contact ACU-TECH sales



Information presented here is for reference only and may not be complete. All dimensions are nominal and may vary from actual dimension. For accurate dimensional data and other information please contact ACU-TECH sales



SHORT SPIGOT CONCENTRIC REDUCER (4034 / 4036)

PE100 • SDR11 • SDR17

SHORT SPIGOT CONCENTRIC REDUCER (4034 / 4036) Cont'd

PE100 • SDR11 • SDR17

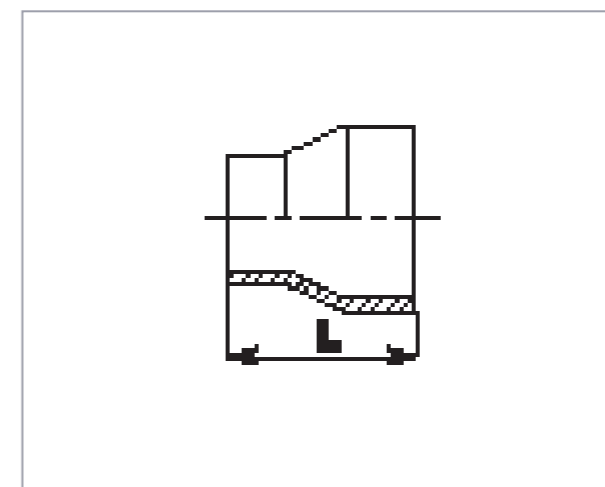
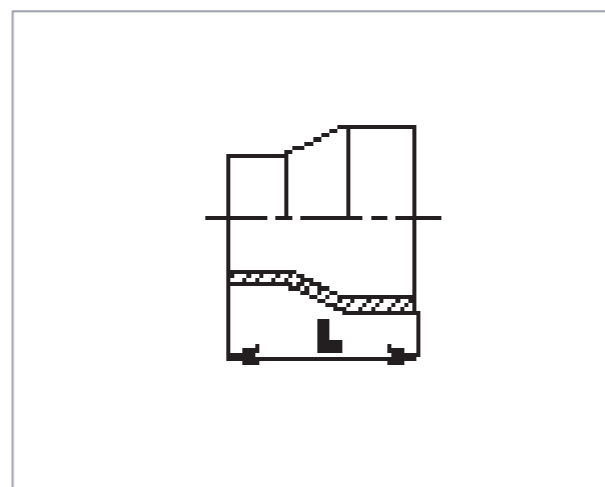
SIZE (mm)	CODE SDR11 (4034)	CODE SDR17 (4036)
63 x 50	40346350	40366350
75 x 50	40347550	40367550
75 x 63	40347563	40367563
90 x 50	40349050	40369050
90 x 63	40349063	40369063
90 x 75	40349075	40369075
110 x 50	40341150	40361150
110 x 63	40341163	40361163
110 x 75	40341175	40361175
110 x 90	40341190	40361190
125 x 63	40341263	40361263
125 x 75	40341275	40361275
125 x 90	40341290	40361290
125 x 110	40341211	40361211
140 x 63	40341463	40361463
140 x 75	40341475	40361475
140 x 90	40341490	40361490
140 x 110	40341411	40361411
140 x 125	40341412	40361412
160 x 63	40341663	40361663
160 x 75	40341675	40361675
160 x 90	40341690	40361690
160 x 110	40341611	40361611
160 x 125	40341612	40361612
160 x 140	40341614	40361614
180 x 63	40341863	40361863
180 x 75	40341875	40361875

SIZE (mm)	CODE SDR11 (4034)	CODE SDR17 (4036)
180 x 90	40341890	40361890
180 x 110	40341811	40361811
180 x 125	40341812	40361812
180 x 160	40341816	40361816
200 x 63	40342063	40362063
200 x 75	40342075	40362075
200 x 90	40342090	40362090
200 x 110	40342011	40362011
200 x 125	40342012	40362012
200 x 160	40342016	40362016
200 x 140	40342014	40362014
200 x 180	40342018	40362018
225 x 90	40342290	40362290
225 x 110	40342211	40362211
225 x 125	40342212	40362212
225 x 140	40342214	40362214
225 x 160	40342216	40362216
225 x 180	40342218	40362218
225 x 200	40342220	40362220
250 x 90	40342590	40362590
250 x 110	40342511	40362511
250 x 125	40342512	40362512
250 x 140	40342514	40362514
250 x 160	40342516	40362516
250 x 180	40342518	40362518
250 x 200	40342520	40362520
250 x 225	40342522	40362522

Note: Sizes available up to 1200mm.

SIZE (mm)	CODE SDR11 (4034)	CODE SDR17 (4036)	L (mm)
280 x 90	40342890	40362890	120
280 x 110	40342811	40362811	120
280 x 125	40342812	40362812	120
280 x 140	40342814	40362814	115
280 x 160	40342816	40362816	115
280 x 180	40342818	40362818	115
280 x 200	40342820	40362820	115
280 x 225	40342822	40362822	115
280 x 250	40342825	40362825	115
315 x 90	40343190	40363190	120
315 x 110	40343111	40363111	120
315 x 125	40343112	40363112	120
315 x 140	40343114	40363114	120
315 x 160	40343116	40363116	120
315 x 180	40343118	40363118	120
315 x 200	40343120	40363120	120
315 x 225	40343122	40363122	120
315 x 250	40343125	40363125	120
315 x 280	40343128	40363128	120
355 x 90	40343590	40363590	120
355 x 110	40343511	40363511	120
355 x 125	40343512	40363512	120
355 x 140	40343514	40363514	120
355 x 160	40343516	40363516	120
355 x 180	40343518	40363518	120
355 x 200	40343520	40363520	120
355 x 225	40343522	40363522	120
355 x 250	40343525	40363525	120
355 x 280	40343528	40363528	120

SIZE (mm)	CODE SDR11 (4034)	CODE SDR17 (4036)	L (mm)
355 x 315	40343531	40363531	120
400 x 90	40344090	40364090	125
400 x 110	40344011	40364011	125
400 x 125	40344012	40364012	125
400 x 140	40344014	40364014	125
400 x 160	40344016	40364016	125
400 x 180	40344018	40364018	125
400 x 200	40344020	40364020	125
400 x 225	40344022	40364022	125
400 x 250	40344025	40364025	125
400 x 280	40344028	40364028	125
400 x 315	40344031	40364031	125
400 x 355	40344035	40364035	125
450 x 160	40344516	40364516	125
450 x 180	40344518	40364518	125
450 x 200	40344520	40364520	125
450 x 225	40344522	40364522	125
450 x 250	40344525	40364525	125
450 x 280	40344528	40364528	125
450 x 315	40344531	40364531	125
450 x 355	40344535	40364535	125
500 x 200	40345020	40365020	125
500 x 225	40345022	40365022	125
500 x 250	40345025	40365025	125
500 x 280	40345028	40365028	125
500 x 315	40345031	40365031	125
500 x 355	40345035	40365035	125
500 x 400	40345040	40365040	125
500 x 450	40345045	40365045	125



Information presented here is for reference only and may not be complete. All dimensions are nominal and may vary from actual dimension. For accurate dimensional data and other information please contact ACU-TECH sales

Information presented here is for reference only and may not be complete. All dimensions are nominal and may vary from actual dimension. For accurate dimensional data and other information please contact ACU-TECH sales

SHORT SPIGOT END CAP (4274 / 4276)

PE100 · SDR11 · SDR17

SHOULDERED END (4724 / 4726)

PE100 · SDR11 · SDR17

SIZE (mm)	CODE SDR11 (4274)	CODE SDR17 (4276)
125	42740125	42760125
140	42740140	42760140
160	42740160	42760160
180	42740180	42760180
200	42740200	42760200
225	42740225	42760225
250	42740250	42760250
280	42740280	42760280
315	42740315	42760315
355	42740355	42760355
400	42740400	42760400
450	42740450	42760450
500	42740500	42760500
560	42740560	42760560
630	42740630	42760630
710	42740710	42760710
800	42740800	42760800
900	42740900	42760900

SIZE (mm)	CODE SDR11 (4724)	CODE SDR17 (4726)	OD (mm)	L (mm)
63	47240063	47260063	66.5	70
90	47240090	47260090	97	60
110	47240110	47260110	112	60
125	47240125	47260125	174.5	65
160	47240160	47260160	174.5	65
180	47240180	47260180	232	65
200	47240200	47260200	232	75
225	47240225	47260225	232	87
250	47240250	47260250	286	80
280	47240280	47260280	336.5	85
315	47240315	47260315	336.5	85
355	47240355	47260355	368.5	85
400	47240400	47260400	470	100
450	47240450	47260450	470	100

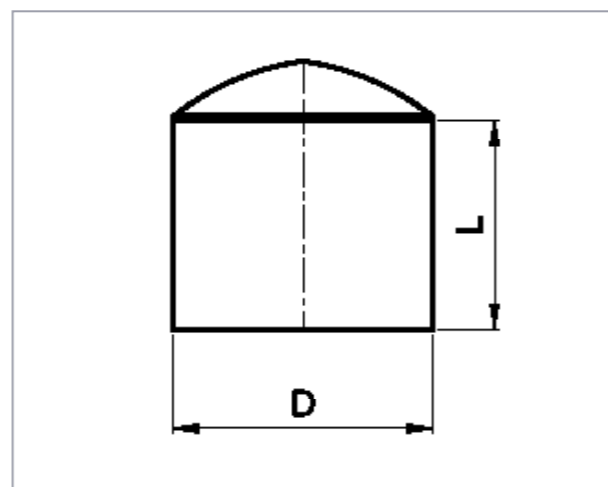
Note 1: Other sizes and SDR's are available on request.

Note 2: These products are not suitable for Roll Groove (Victaulic OGS™ style) fittings.

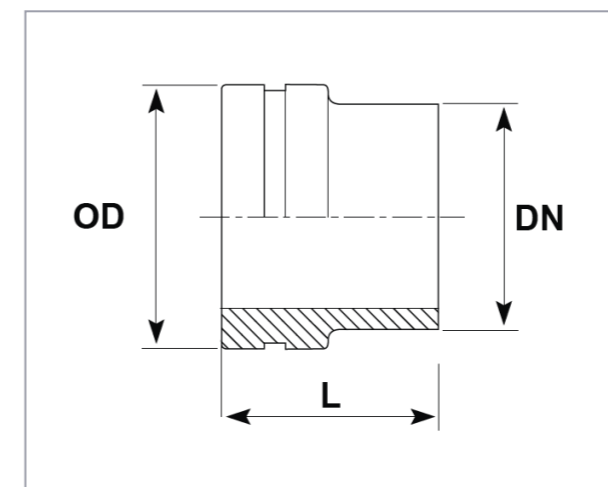
Roll Groove adaptors can be supplied.

For more information, please contact our sales team.

50



Information presented here is for reference only and may not be complete. All dimensions are nominal and may vary from actual dimension. For accurate dimensional data and other information please contact ACU-TECH sales



Information presented here is for reference only and may not be complete. All dimensions are nominal and may vary from actual dimension. For accurate dimensional data and other information please contact ACU-TECH sales



51

Acu-Tech offers custom and specialised fittings including fully pressure rated tees, junctions and flanges machined from solid and hollow bar.



Perforated Pipe



Cross



Puddle Flange




Hardback Bend



Short Spigot Reducing Tees




Long Spigot Equal Tees



Invert Reducing Tees



45° Spigot Y Junction Tees



Scour Tees





Flanges, Backing Rings & Gaskets

Acu-Tech offers the complete package of PE stub flanges, galvanised or stainless steel backing rings, and packaged bolt sets. We also offer flange gaskets in a range of materials including fibre, rubber and the revolutionary Steel-Core rubber profile.

Our flanges, backing rings, and gaskets are comprehensively stocked to meet a wide range of industry standards, including Table D, Table E, ANSI 150, and AS4087 PN16. We can assist with custom orders to suit EN1092/DIN, Table F, Table H, and any other specific requirements. Please call our sales team on 1300 270 270 for further information.

Butt Weld Stub Flange_____	56
Long Spigot Stub Flange_____	57
Max Flange_____	58
Blind Flange_____	59
Table D Backing Ring_____	60
Table E Backing Ring_____	61
Table ANSI 150 Backing Ring_____	62-63

PN16 Backing Rings_____	64
DCI Female Threaded Tapping Band_	65-66
Fibre Flange Gasket_____	67
Steel Core Flange Gasket_____	68-69
Butterfly Valve Spacer_____	70
Bolt Sets_____	71

BUTT WELD STUB FLANGE (4414 / 4416)

PE100 · SDR11 · SDR17

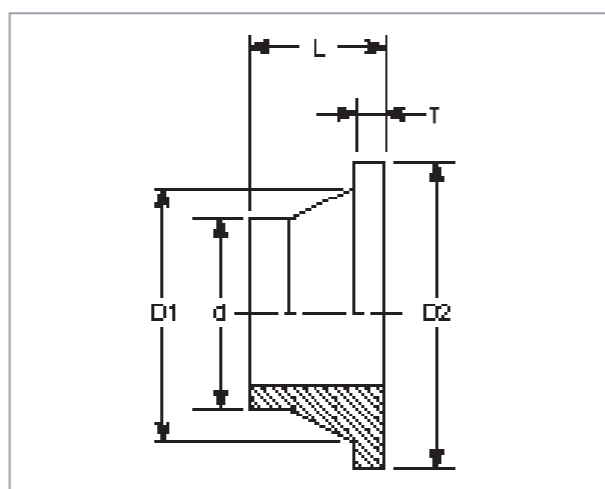

LONG SPIGOT STUB FLANGE (3414 / 3416)

PE100 · SDR11 · SDR17

SIZE (mm)	CODE SDR11 (4414)	CODE SDR17 (4416)	D1 (mm)	D2 (mm)	L (mm)	T (mm)
63	44140063	44160063	74	95	50	14
75	44140075	44160075	88	108	50	16
90	44140090	44160090	103	129	60	20
110	44140110	44160110	124	160	60	20
125	44140125	44160125	132	160	65	25
140	44140140	44160140	154	192	65	25
160	44140160	44160160	168	213	65	25
180	44140180	44160180	185	213	65	30
200	44140200	44160200	225	270	75	30
225	44140225	44160225	230	270	80	30
250	44140250	44160250	284	334	80	35
280	44140280	44160280	290	334	85	35
315	44140315	44160315	335	380	90	40
355	44140355	44160355	366	444	100	40
400	44140400	44160400	420	495	100	45
450	44140450	44160450	466	545	110	55
500	44140500	44160500	520	596	125	60
560	44140560	44160560	582	657	130	60
630	44140630	44160630	650	710	130	60
710	44140710	44160710	735	800	130	70/65
800	44140800	44160800	825	940	130	80
900	44140900	44160900	944	1050	170	93
1000	44141000	44161000	1052	1125	183	113

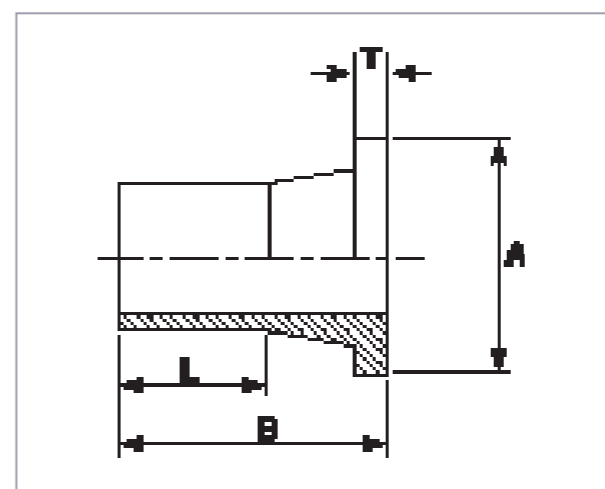

SIZE (mm)	CODE SDR11 (3414)	CODE SDR17 (3416)	A (mm)	B (mm)	L (mm)	T (mm)
20	34140020	-	50	66	46	7
25	34140025	-	58	91	45	9
32	34140032	-	68	88	60	10
40	34140040	-	78	100	60	12
50	34140050	-	87	100	65	13
63	34140063	34160063	102	117	63	14
75	34140075	34160075	122	127	85	16
90	34140090	34160090	138	136	79	17
110	34140110	34160110	158	136	82	18
125	34140125	34160125	158	179	92	25
140	34140140	34160140	188	172	103	25
160	34140160	34160160	212	179	98	25
180	34140180	34160180	212	175	106	30
200	34140200	34160200	268	179	115	32
225	34140225	34160225	268	179	125	32
250	34140250	34160250	320	284	180	32
280	34140280	34160280	320	245	156	35
315	34140315	34160315	370	270	185	35
355	34140355	34160355	430	280	172	30
400	34140400	34160400	482	220	195	33
450	34140450	34160450	585	326- 340	220	60
500	34140500	34160500	585	330- 344	234	60
560	34140560	34160560	685	370- 380	260	60
630	34140630	34160630	685	360- 375	270	65

56



Information presented here is for reference only and may not be complete. All dimensions are nominal and may vary from actual dimension. For accurate dimensional data and other information please contact ACU-TECH sales

57




Information presented here is for reference only and may not be complete. All dimensions are nominal and may vary from actual dimension. For accurate dimensional data and other information please contact ACU-TECH sales

NOMINAL BORE SIZE		PE PIPE SIZE (mm)
INCH	MM	
2"	50	75
2 1/2"	65	90
3"	80	110
4"	100	125
4"	100	140
5"	125	160
6"	150	180
6"	150	200
8"	200	250
9"	225	280
10"	250	280
10"	250	315
12"	300	355
14"	350	400
15"	375	400 & 450
16"	400	450

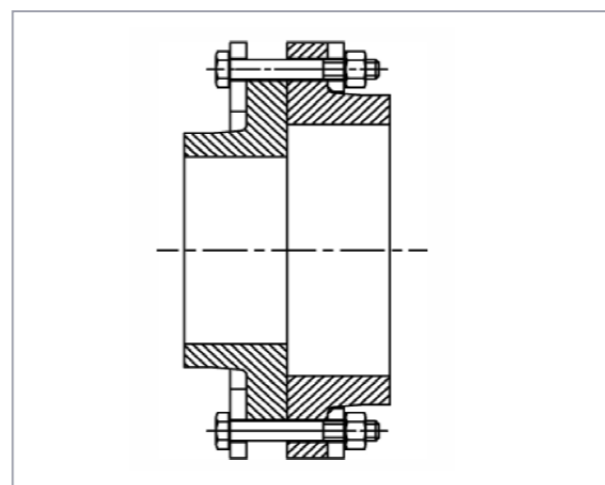
Full nominal bore, full sealing face, maximum strength.
Addresses the issue of bore size versus flange size in HDPE pipe at PN12.5 or higher pressure ratings.

SIZE (mm)	NOMINAL FLANGE SIZE	INCH SIZE	TABLE D GALV (5471)	TABLE D STAINLESS (5472)	TABLE E GALV (5481)	TABLE E STAINLESS (5482)	ANSI 150LB GALV (5491)	ANSI 150LB STAINLESS (5492)
20	15	1/2"	54710020	54720020	54810020	54820020	54910020	54920020
25	20	3/4"	54710025	54720025	54810025	54820025	54910025	54920025
32	25	1"	54710032	54720032	54810032	54820032	54910032	54920032
40	32	1 1/4"	54710040	54720040	54810040	54820040	54910040	54920040
50	40	1 1/2"	54710050	54720050	54810050	54820050	54910050	54920050
63	50	2"	54710063	54720063	54810063	54820063	54910063	54920063
75	65	2 1/2"	54710075	54720075	54810075	54820075	54910075	54920075
90	80	3"	54710090	54720090	54810090	54820090	54910090	54920090
110	100	4"	54710110	54720110	54810110	54820110	54910110	54920110
125	100	4"	54714125	54724125	54814125	54824125	54914125	54924125
125	125	5"	54715125	54725125	54815125	54825125	54915125	54925125
160	150	6"	54710160	54720160	54810160	54820160	54910160	54920160
180	150	6"	54710180	54720180	54810180	54820180	54910180	54920180
200	200	8"	54710200	54720200	54810200	54820200	54910200	54920200
225	200	8"	54710225	54720225	54810225	54820225	54910225	54920225
250	250	10"	54710250	54720250	54810250	54820250	54910250	54920250
280	250	10"	54710280	54720280	54810280	54820280	54910280	54920280
315	300	12"	54710315	54720315	54810315	54820315	54910315	54920315
355	350	14"	54710355	54720355	54810355	54820355	54910355	54920355
400	400	16"	54710400	54720400	54810400	54820400	54910400	54920400
450	450	18"	54710450	54720450	54810450	54820450	54910450	54920450
500	500	20"	54710500	54720500	54810500	54820500	54910500	54920500
560	550	22"	54710560	54720560	54810560	54820560	54910560	54920560
630	600	24"	54710630	54720630	54810630	54820630	54910630	54920630
710	650	26"	54710710	54720710	54810710	54820710	54910710	54920710
800	700	28"	54710800	54720800	54810800	54820800	54910800	54920800

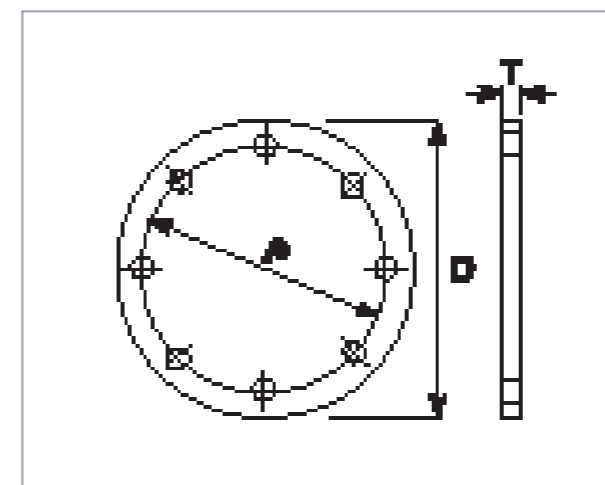
Normal PE Flange



Maxi Flange



Information presented here is for reference only and may not be complete. All dimensions are nominal and may vary from actual dimension. For accurate dimensional data and other information please contact ACU-TECH sales



Information presented here is for reference only and may not be complete. All dimensions are nominal and may vary from actual dimension. For accurate dimensional data and other information please contact ACU-TECH sales



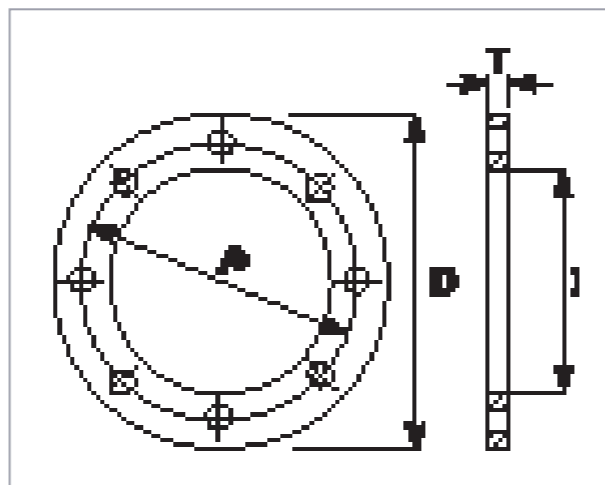
TABLE D GALVANISED BACKING RING (5441)
STAINLESS BACKING RING (5442)

SIZE (mm)	NOMINAL FLANGE SIZE	INCH SIZE	GALV CODE	STAINLESS CODE	P (mm)	I (mm)	D (mm)	T (mm)	BOLT HOLES NO. X DIA	BOLT
20	15	½"	54510020	54520020	67	28	95	6	4x14	M12
25	20	¾"	54510025	54520025	73	34	100	6	4x14	M12
32	25	1"	54510032	54520032	83	42	115	7	4x14	M12
40	32	1 ¼"	54510040	54520040	87	51	120	8	4x14	M12
50	40	1 ½"	54510050	54520050	98	62	135	9	4x14	M12
63	50	2"	54510063	54520063	114	78	150	10	4x18	M16
75	65	2 ½"	54510075	54520075	127	92	165	10	4x18	M16
90	80	3"	54510090	54520090	146	108	185	11	4x18	M16
110	100	4"	54410110	54420110	178	128	215	10	4x18	M16
125	100	4"	54414125	54424125	178	135	215	10	4x18	M16
125	125	5"	54415125	54425125	210	140	255	13	8x18	M16
140	125	5"	54410140	54420140	210	158	255	13	8x18	M16
160	150	6"	54410160	54420160	235	178	280	13	8x18	M16
180	150	6"	54410180	54420180	235	188	280	13	8x18	M16
200	200	8"	54410200	54420200	292	235	335	13	8x18	M16
225	200	8"	54410225	54420225	292	240	335	13	8x18	M16
250	250	10"	54410250	54420250	356	290	405	16	8x22	M20
280	250	10"	54410280	54420280	356	300	405	16	8x22	M20
315	300	12"	54410315	54420315	406	345	455	19	12x22	M20
355	350	14"	54410355	54420355	470	376	525	22	12x26	M24
400	400	16"	54410400	54420400	521	430	580	22	12x26	M24
450	450	18"	54410450	54420450	584	480	640	25	12x26	M24
500	500	20"	54410500	54420500	641	533	705	29	16x26	M24
560	550	22"	54410560	54420560	699	590	760	29	16x30	M27
630	600	24"	54410630	54420630	756	660	825	32	16x30	M27
710	700	28"	54410710	54420710	845	745	910	35	20x30	M27
800	800	32"	54410800	54420800	984	835	1060	41	20x36	M33
900	900	36"	54410900	54420900	1092	947	1175	48	24x36	M33
1000	1000	40"	54411000	54421000	1175	1035	1255	51	24x36	M33

GALVANISED BACKING RING (5451)
STAINLESS BACKING RING (5452) **TABLE E**

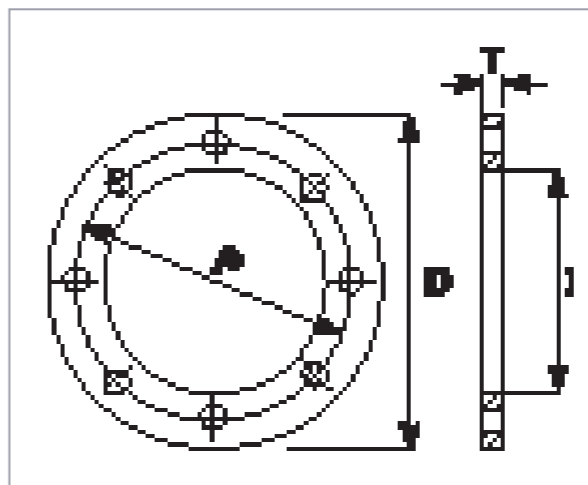
SIZE (mm)	NOMINAL FLANGE SIZE	INCH SIZE	GALV CODE	STAINLESS CODE	P (mm)	I (mm)	D (mm)	T (mm)	BOLT HOLES NO. X DIA	BOLT
20	15	½"	54510020	54520020	67	28	95	6	4x14	M12
25	20	¾"	54510025	54520025	73	34	100	6	4x14	M12
32	25	1"	54510032	54520032	83	42	115	7	4x14	M12
40	32	1 ¼"	54510040	54520040	87	51	120	8	4x14	M12
50	40	1 ½"	54510050	54520050	98	62	135	9	4x14	M12
63	50	2"	54510063	54520063	114	78	150	10	4x18	M16
75	65	2 ½"	54510075	54520075	127	92	165	10	4x18	M16
90	80	3"	54510090	54520090	146	108	185	11	4x18	M16
110	100	4"	54510110	54520110	178	128	215	13	8x18	M16
125	100	4"	54514125	54524125	178	135	215	13	8x18	M16
125	125	5"	54515125	54525125	210	140	255	14	8x18	M16
140	125	5"	54510140	54520140	210	158	255	14	8x18	M16
160	150	6"	54510160	54520160	235	178	280	17	8x22	M20
180	150	6"	54510180	54520180	235	188	280	17	8x22	M20
200	200	8"	54510200	54520200	292	235	335	19	8x22	M20
225	200	8"	54510225	54520225	292	240	335	19	8x22	M20
250	250	10"	54510250	54520250	356	290	405	22	12x22	M20
280	250	10"	54510280	54520280	356	300	405	22	12x22	M20
315	300	12"	54510315	54520315	406	345	455	25	12x26	M24
355	350	14"	54510355	54520355	470	376	525	29	12x26	M24
400	400	16"	54510400	54520400	521	430	580	32	12x26	M24
450	450	18"	54510450	54520450	584	480	640	35	16x26	M24
500	500	20"	54510500	54520500	641	533	705	38	16x26	M24
560	550	22"	54510560	54520560	699	590	760	44	16x30	M27
630	600	24"	54510630	54520630	756	660	825	48	16x33	M30
710	700	28"	54510710	54520710	845	745	910	51	20x33	M30
800	800	32"	54510800	54520800	984	835	1060	54	20x36	M33
900	900	36"	54510900	54520900	1092	947	1175	64	24x36	M33
1000	1000	40"	54511000	54521000	1175	1035	1255	67	24x39	M36

Note: Also available in A105 and Mild Steel.



Information presented here is for reference only and may not be complete. All dimensions are nominal and may vary from actual dimension. For accurate dimensional data and other information please contact ACU-TECH sales

61



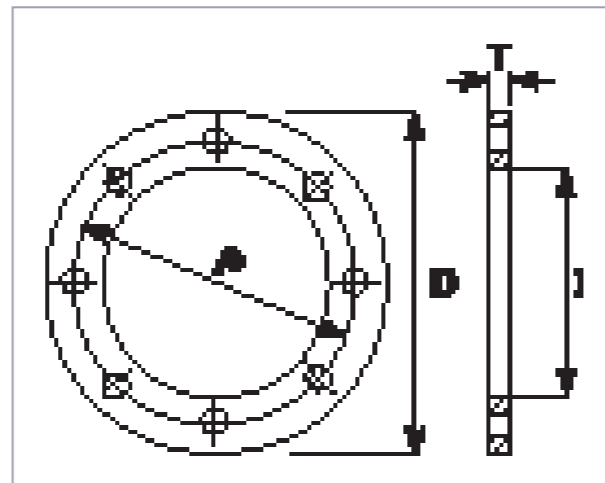
Information presented here is for reference only and may not be complete. All dimensions are nominal and may vary from actual dimension. For accurate dimensional data and other information please contact ACU-TECH sales

SIZE (mm)	NOMINAL FLANGE SIZE	INCH SIZE	GALV CODE	P (mm)	I (mm)	D (mm)	T (mm)	BOLT HOLES NO. X DIA	BOLT
20	15	½"	54610020.R	60.5	28	90	6	4x16	½"
25	20	¾"	54610025.R	70	34	98	6	4x16	½"
32	25	1"	54610032.R	79.5	42	108	7	4x16	½"
40	32	1 ¼"	54610040.R	89	51	117	8	4x16	½"
50	40	1 ½"	54610050.R	98.5	62	127	9	4x16	½"
63	50	2"	54610063.R	120.5	78	152	10	4x20	⅝"
75	65	2 ½"	54610075.R	139.5	92	178	10	4x20	⅝"
90	80	3"	54610090.R	152	108	191	11	4x20	⅝"
110	100	4"	54610110.R	190.5	128	229	13	8x20	⅝"
125	100	4"	54614125.R	190.5	135	229	13	8x20	⅝"
125	125	5"	54615125.R	216	135	254	14	8x22	¾"
140	125	5"	54610140.R	216	158	254	14	8x22	¾"
160	150	6"	54610160.R	241	178	279	17	8x22	¾"
180	150	6"	54610180.R	241	188	279	17	8x22	¾"
200	200	8"	54610200.R	298.5	235	343	19	8x22	¾"
225	200	8"	54610225.R	298.5	240	343	19	8x22	¾"
250	250	10"	54610250.R	362	290	406	22	12x26	⅞"
280	250	10"	54610280.R	362	300	406	22	12x26	⅞"
315	300	12"	54610315.R	432	345	483	25	12x26	⅞"
355	350	14"	54610355.R	476	376	535	29	12x30	1"
400	400	16"	54610400.R	540	430	600	32	16x30	1"
450	450	18"	54610450.R	578	480	635	35	16x33	1 ⅛"
500	500	20"	54610500.R	635	533	700	38	20x33	1 ⅛"
560	550	22"	54610560.R	692	590	750	44	20x36	1 ¼"
630	600	24"	54610630.R	750	660	815	48	20x36	1 ¼"

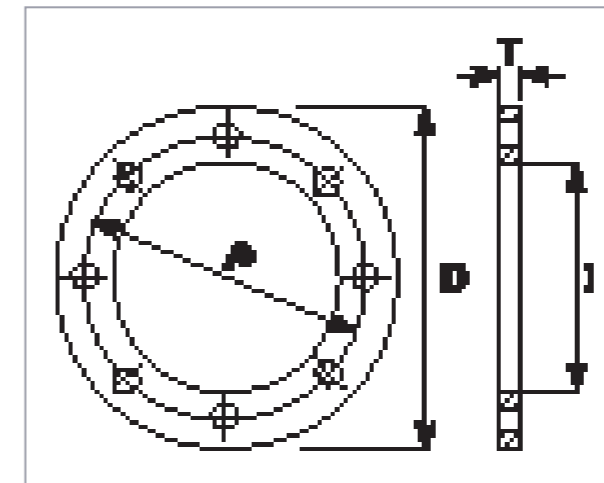
SIZE (mm)	NOMINAL FLANGE SIZE	INCH SIZE	GALV CODE	STAINLESS CODE	P (mm)	I (mm)	D (mm)	T (mm)	BOLT HOLES NO. X DIA	BOLT
20	15	½"	54610020.F	54620020F	60.5	28	90	11.2	4x16	½"
25	20	¾"	54610025.F	54620025F	70	34	98	12.8	4x16	½"
32	25	1"	54610032.F	54620032F	79.5	42	108	14.2	4x16	½"
40	32	1 ¼"	54610040.F	54620040F	89	51	117	15.7	4x16	½"
50	40	1 ½"	54610050.F	54620050F	98.5	62	127	17.5	4x16	½"
63	50	2"	54610063.F	54620063F	120.5	78	152	19	4x20	⅝"
75	65	2 ½"	54610075.F	54620075F	139.5	92	178	22.3	4x20	⅝"
90	80	3"	54610090.F	54620090F	152	108	191	23.9	4x20	⅝"
110	100	4"	54610110.F	54620110F	190.5	128	229	23.9	8x20	⅝"
125	100	4"	54614125.F	54624125F	190.5	135	229	23.9	8x20	⅝"
125	125	5"	54615125.F	54625125F	216	135	254	23.9	8x22	¾"
140	125	5"	54610140.F	54620140F	216	158	254	23.9	8x22	¾"
160	150	6"	54610160.F	54620160F	241	178	279	25.4	8x22	¾"
180	150	6"	54610180.F	54620180F	241	188	279	25.4	8x22	¾"
200	200	8"	54610200.F	54620200F	298.5	235	343	28.4	8x22	¾"
225	200	8"	54610225.F	54620225F	298.5	240	343	28.4	8x22	¾"
250	250	10"	54610250.F	54620250F	362	290	406	30.2	12x26	⅞"
280	250	10"	54610280.F	54620280F	362	300	406	30.2	12x26	⅞"
315	300	12"	54610315.F	54620315F	432	345	483	31.8	12x26	⅞"
355	350	14"	54610355.F	54620355F	476	376	535	35	12x30	1"
400	400	16"	54610400.F	54620400F	540	430	600	36.6	16x30	1"
450	450	18"	54610450.F	54620450F	578	480	635	39.7	16x33	1 ⅛"
500	500	20"	54610500.F	54620500F	635	533	700	42.9	20x33	1 ⅛"
560	550	22"	54610560.F	54620560F	692	590	750	46	20x36	1 ¼"
630	600	24"	54610630.F	54620630F	750	660	815	47.7	20x36	1 ¼"

Note 1: The thickness of these backing rings has been reduced to comply with AS 2129 Table E Thickness.

Note 2: Stainless Steel (5462) available upon request.



Information presented here is for reference only and may not be complete. All dimensions are nominal and may vary from actual dimension. For accurate dimensional data and other information please contact ACU-TECH sales



Information presented here is for reference only and may not be complete. All dimensions are nominal and may vary from actual dimension. For accurate dimensional data and other information please contact ACU-TECH sales

PIPE DN	FLANGE SIZE DN	OD	ID	T	PCD	BOLT HOLE NO. X DIA.	ACU-TECH PART NUMBER			
							BACKING FLANGE	BLIND	BACKING FLANGE	BLIND
63	50	150	78	11	114	4X18	55010063	55110063	55020063	55120063
75	65	165	92	11	127	4X18	55010075	55110075	55020075	55120075
90	80	185	108	11	146	4X18	55010090	55110090	55020090	55120090
110	100	215	128	13	178	4X18	55010110	55110110	55020110	55120110
125	100	215	135	13	178	4X18	55010125	55110125	55020125	55120125
160	150	280	178	13	235	8X18	55010160	55110160	55020160	55120160
180	150	280	188	13	235	8X18	55010180	55110180	55020180	55120180
200	200	335	235	19	292	8X18	55010200	55110200	55020200	55120200
225	200	335	240	19	292	8X18	55010225	55110225	55020225	55120225
250	250	405	290	19	356	8X22	55010250	55110250	55020250	55120250
280	250	405	300	19	356	8X22	55010280	55110280	55020280	55120280
315	300	455	345	23	406	12X22	55010315	55110315	55020315	55120315
355	350	525	376	30	470	12X26	55010355	55110355	55020355	55120355
400	400	580	430	30	521	12X26	55010400	55110400	55020400	55120400
450	450	640	480	30	584	12X26	55010450	55110450	55020450	55120450
500	500	705	533	38	641	16X26	55010500	55110500	55020500	55120500
630	600	825	660	48	756	16X30	55010630	55110630	55020630	55120630
710	700	910	745	56	845	20X30	55010710	55110710	55020710	55120710
800	800	1060	835	56	984	20X36	55010800	55110800	55020800	55120800
900	900	1175	947	66	1092	24X36	55010900	55110900	55020900	55120900
1000	1000	1255	1035	66	1175	24X36	55011000	55111000	55021000	55121000

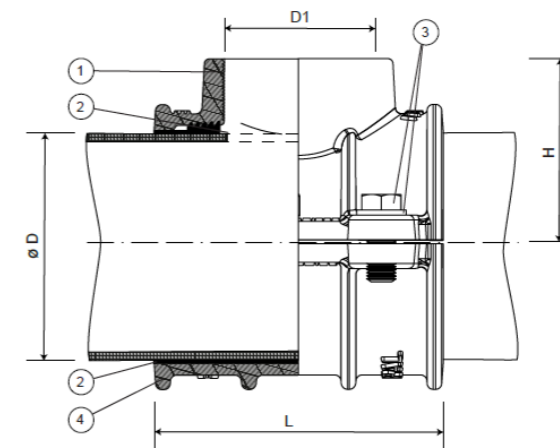

DCI FEMALE THREADED TAPPING BAND

Acu-Flow DCI Tapping Bands from Acu-Tech are the ultimate solution for connection of branch pipelines to PE main pipelines for drinking water, neutral liquids and wastewater treatment.

Service temperature from 0°C (excluding frost) to 70°C. They're also used for firefighting lines.

Constructed of epoxy coated solid ductile cast iron (DCI) with EPDM rubber seal, these fittings are designed to be durable and leak-free.

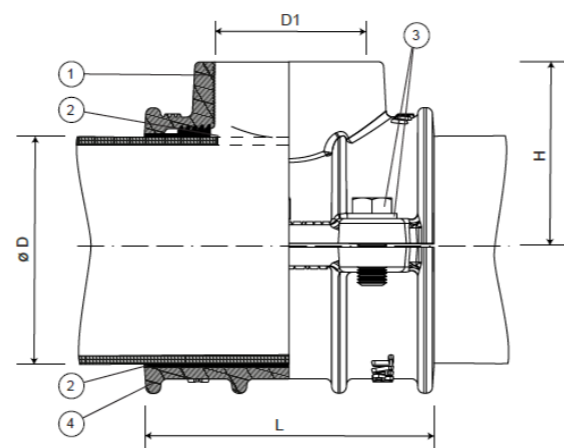
Upper and lower parts are fully rubber lined to prevent rotational movement of the tapping band on pipe.



Information presented here is for reference only and may not be complete. All dimensions are nominal and may vary from actual dimension. For accurate dimensional data and other information please contact ACU-TECH sales

Information presented here is for reference only and may not be complete. All dimensions are nominal and may vary from actual dimension. For accurate dimensional data and other information please contact ACU-TECH sales

SIZE (mm)	CODE	D1 INCH	L (mm)	H (mm)	KG (approx.)
32	92343220	3/4"	65	39	0.8
40	92344020	3/4"	65	45	1
40	92344025	1"	65	51	1
50	92345025	1"	100	49	2
63	92346325	1"	100	56	2
63	92346332	1 1/4"	100	58	2
63	92346340	1 1/2"	100	58	2
63	92346350	2"	100	62	2
75	92347525	1"	120	63	3
75	92347532	1 1/4"	120	65	3
75	92347540	1 1/2"	120	65	3
75	92347550	2"	120	69	3
90	92349025	1"	120	71	3
90	92349040	1 1/2"	120	73	3
90	92349050	2"	120	77	3
110	92341125	1"	140	82	4
110	92341132	1 1/4"	140	84	4
110	92341140	1 1/2"	140	84	4
110	92341150	2"	140	88	4
125	92341225	1"	160	88	5
125	92341232	1 1/4"	160	90	5
125	92341240	1 1/2"	160	90	6
125	92341250	2"	160	94	6
140	92341450	2"	160	101	6
160	92341625	1"	170	107	7
160	92341650	2"	170	113	7
180	92341825	1"	170	117	8
180	92341832	1 1/4"	170	119	8
180	92341840	1 1/2"	170	119	8
180	92341850	2"	170	123	8
200	92342050	2"	200	133	10
225	92342250	2"	200	146	13
250	92342550	2"	200	158	14
280	92342850	2"	200	173	15
315	92343150	2"	200	191	17



FLANGE RING GASKETS - KC6327 2mm FIBRE

KC6327 is a gasket material based on SBR-bound aramid fibres and inorganic fibres. Its key feature is a relative softness and high compressibility which enables sealing under lower bolt loads than most other fibre gaskets.

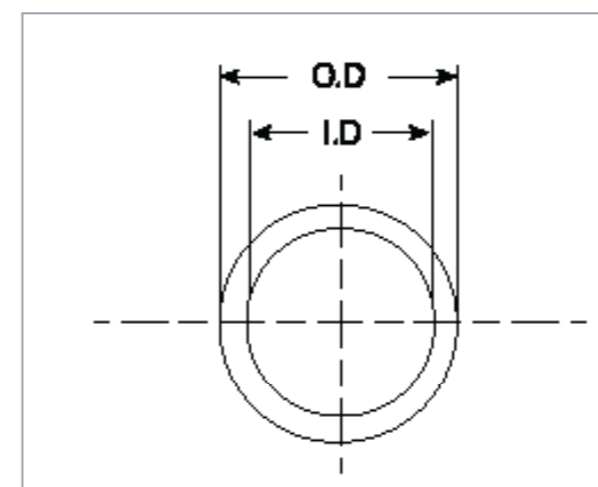
Following the correct flange installation procedure and using the correct bolt torques is critical to long term flange joint integrity. Contact us for more information and a copy of our Flange Joint Installation Guidelines.

Looking for flange gaskets made to your specifications?

Please contact us as we supply a wide variety of fibre and rubber gaskets to order.

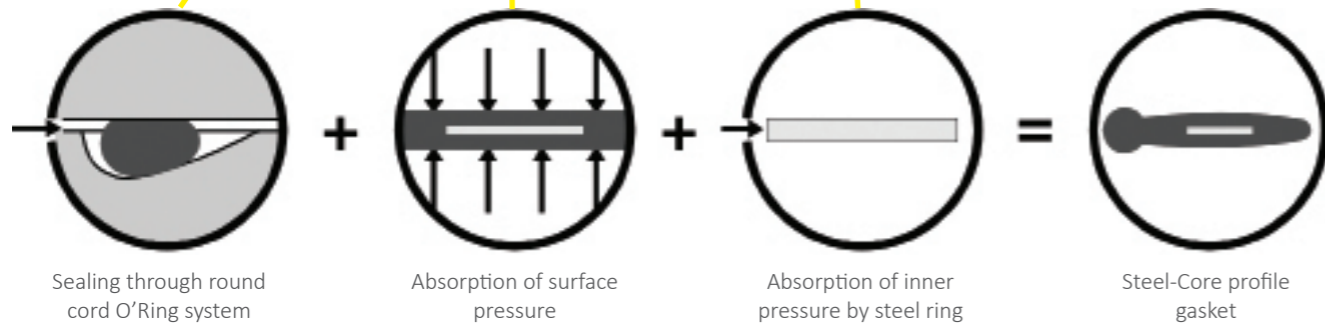

SIZE (mm)	NOMINAL FLANGE SIZE	SDR	CODE (9658)
25	20	11/17	96580025
32	25	11/17	96580032
40	32	11/17	96580040
50	40	11/17	96580050
63	50	11/17	96580063
75	65	11/17	96580075
90	80	11/17	96580090
110	100	11	96580110.11
125	125	17	96580125.17
160	150	11	96580160.11
180	150	17	96580180.17
200	200	11/17	96580200
225	200	11/17	96580225
250	250	11/17	96580250
280	250	11/17	96580280
315	300	11/17	96580315
355	350	11/17	96580355
400	400	11/17	96580400
450	450	11/17	96580450
500	500	11/17	96580500
560	560	11/17	96580560
630	600	11/17	96580630

Note: Other SDR's and custom sizes available on request.



Information presented here is for reference only and may not be complete. All dimensions are nominal and may vary from actual dimension. For accurate dimensional data and other information please contact ACU-TECH sales

Information presented here is for reference only and may not be complete. All dimensions are nominal and may vary from actual dimension. For accurate dimensional data and other information please contact ACU-TECH sales



SIZE (mm)	CODE (9584)	SIZE (mm)	CODE (9584)
16	95840016	125	95840125
20	95840020	140	95840140
25	95840025	160	95840160
32	95840032	200	95840200
40	95840040	225	95840225
50	95840050	250	95840250
63	95840063	280	95840280
75	95840075	315	95840315
90	95840090	355	95840355
110	95840110	400	95840400

CONTACT US FOR MORE INFORMATION
1300 270 270

KEY BENEFITS:

- Effective sealing under low bolt torque loads.
- Compensation of small surface imperfections.
- Flange face misalignment is more easily compensated than flat gaskets, especially fibre types.
- Seal maintained even with a small degree of flange movement.
- Higher durability of plastic flange joints due to lower torques helping to prevent distortion.
- Lower tensile grade fasteners required, providing cost savings.
- Steel-Core ring is vulcanised within the centre of the gasket, preventing corrosion.
- Will withstand pressures of up to 4,000 kPa (at 20°C) depending on flange.
- Made in Germany.

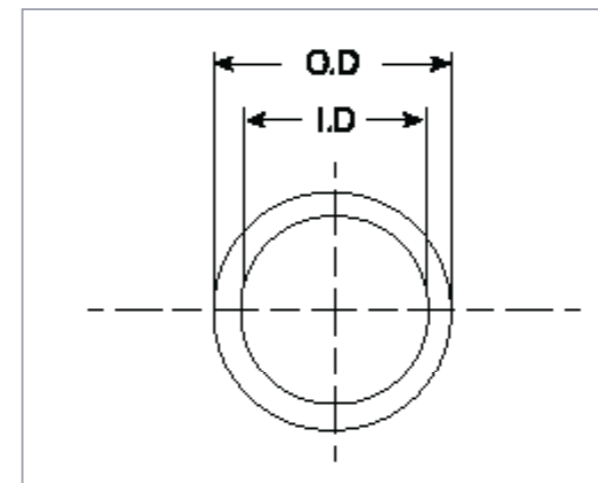
STEEL-CORE PROFILE™ RUBBER FLANGE GASKET

Tired of battling with leaking gaskets, flange misalignments and time consuming torquing and re-torquing procedures?

Get the job done quicker and eliminate leaks with the revolutionary Steel-Core™ Profile rubber gaskets!

These rubber gaskets are reinforced with the Steel-Core™ ring, which makes them rigid and prevents extrusion/ leaks under higher pressures which is a problem with plain rubber gaskets. They also have a special O-ring profile which increases sealing performance dramatically, effectively two sealing mechanisms in one gasket.

Information presented here is for reference only and may not be complete. All dimensions are nominal and may vary from actual dimension. For accurate dimensional data and other information please contact ACU-TECH sales



Information presented here is for reference only and may not be complete. All dimensions are nominal and may vary from actual dimension. For accurate dimensional data and other information please contact ACU-TECH sales

PIPE O.D	CODE SDR11	SDR11					CODE SDR17	SDR17				
		A	B	C	d ^e	R		A	B	C	d ^e	R
75	BFVS07511	61	108	14	20	71	BFVS07517	66	108	14	20	76
90	BFVS09011	75	129	20	20	89	BFVS09017	79	129	20	20	94
110	BFVS11011	90	160	14	20	100	BFVS11017	97	160	14	20	107
125	BFVS12511	102	160	25	25	125	BFVS12517	110	160	25	20	128
140	BFVS14011	115	192	25	20	133	BFVS14017	123	192	25	20	141
160	BFVS16011	131	213	25	25	154	BFVS16017	141	213	25	20	159
180	BFVS18011	149	213	30	10	160	BFVS18017	158	213	30	8	166
200	BFVS20011	164	270	40	30	210	BFVS20017	176	270	30	30	211
225	BFVS22511	184	270	25	25	207	BFVS22517	198	270	30	15	214
250	BFVS25011	205	334	60	25	261	BFVS25017	220	334	35	30	260
280	BFVS28011	229	334	30	30	264	BFVS28017	246	334	35	15	265
315	BFVS31511	258	380	50	25	304	BFVS31517	277	380	40	30	323
355	BFVS35511	291	444	80	12	325	BFVS35517	312	444	55	10	331
400	BFVS40011	325	495	85	20	387	BFVS40017	352	495	65	15	387
450	BFVS45011	366	545	90	20	432	BFVS45017	396	545	70	16	436
500	BFVS50011	407	596	100	20	480	BFVS50017	440	596	75	18	489
560	BFVS56011	456	657	70	30	537	BFVS56017	493	657	60	22	541
630	BFVS63011	513	710	100	20	586	BFVS63017	554	710	60	15	586
710	BFVS71011	577	800	120	25	689	BFVS71017	625	800	65	25	686
800	BFVS80011	644	940	130	30	794	BFVS80017	704	940	80	25	779

Note: Other sizes available upon request.

BOLT SET: TABLE D

- PE to Steel Flange Connection Galvanised Grade 4.6
- PE to Steel Flange Connection Stainless Steel
- PE to PE Flange Connection Galvanised Grade 4.6
- PE to PE Flange Connection Stainless Steel
- PE to Steel Flange Connection Galvanised Grade 8.8
- PE to PE Flange Connection Galvanised Grade 8.8

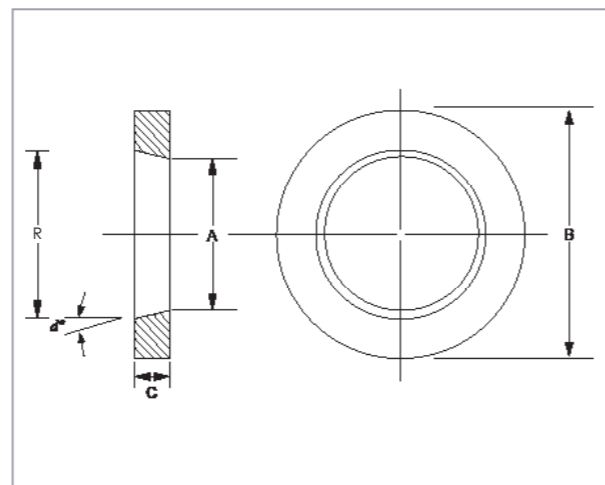
BOLT SET: TABLE E

- PE to Steel Flange Connection Galvanised Grade 4.6
- PE to Steel Flange Connection Stainless Steel
- PE to PE Flange Connection Galvanised Grade 4.6
- PE to PE Flange Connection Stainless Steel
- PE to Steel Flange Connection Galvanised Grade 8.8
- PE to PE Flange Connection Galvanised Grade 8.8

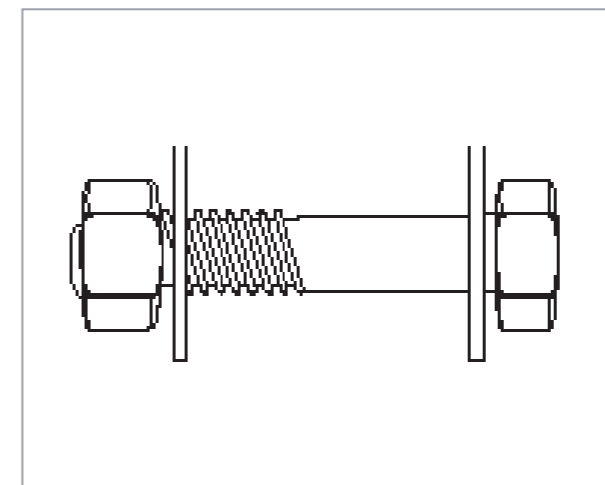
BOLT SET: ANSI 150

- PE to Steel Flange Connection Galvanised Grade 4.6
- PE to Steel Flange Connection Stainless Steel
- PE to PE Reduced Thickness Galvanised 4.6
- PE to PE Reduced Thickness Stainless Steel
- PE to Steel Reduced Thickness Galvanised 8.8
- PE to PE Reduced Thickness Galvanised 8.8
- PE to Steel Full Thickness Galvanised 4.6
- PE to Steel Full Thickness Stainless Steel
- PE to PE Full Thickness Galvanised 4.6
- PE to PE Full Thickness Stainless Steel
- PE to Steel Full Thickness Galvanised 8.8
- PE to PE Full Thickness Galvanised 8.8


Note: Contact our team for further information.



Information presented here is for reference only and may not be complete. All dimensions are nominal and may vary from actual dimension. For accurate dimensional data and other information please contact ACU-TECH sales



Information presented here is for reference only and may not be complete. All dimensions are nominal and may vary from actual dimension. For accurate dimensional data and other information please contact ACU-TECH sales





Spigot Fittings

Acu-Tech offers an extensive range of high quality PE100 Spigot Fittings sourced from leading European manufacturers. We hold a large inventory to ensure your project is delivered on time.

For more information call us now on 1300 270 270.

90° Long Spigot Elbow_____	74	Long Spigot End Cap_____	82
45° Long Spigot Elbow_____	75	Long Spigot Test End Cap_____	83
90° Long Spigot Radius Bend_____	76	PE/Brass Male Threaded Adaptor_____	84
Long Spigot Equal Tee_____	78	PE/Brass Female Threaded Adaptor_____	85
Long Spigot Reducing Tee_____	79	PE Male BSP Adaptor_____	86
45° Long Spigot Equal Tee_____	80	PE Female BSP Adaptor_____	87
Concentric Long Spigot Reducer_____	81		

90° LONG SPIGOT ELBOW (3054 / 3056)

PE100 · SDR11 · SDR17

45° LONG SPIGOT ELBOW (3104 / 3106)

PE100 · SDR11 · SDR17

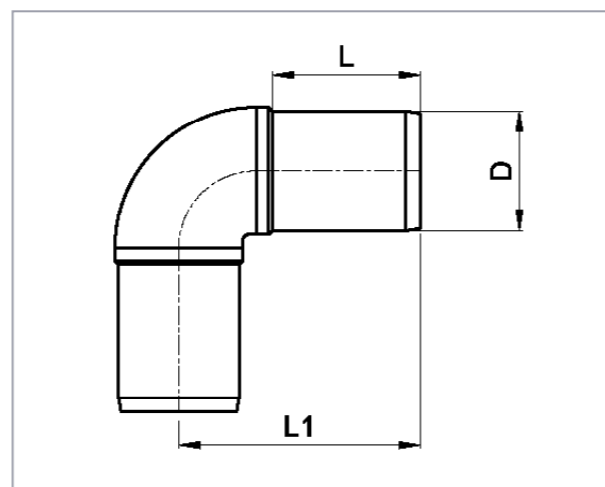
SIZE (mm)	CODE SDR11 (3054)	CODE SDR17 (3056)	L (mm)	L1 (mm)
25	30540025	-	42	63
32	30540032	-	47	72
40	30540040	-	44	69
50	30540050	-	61	95
63	30540063	30560063	67	115
75	30540075	30560075	78	128
90	30540090	30560090	78	141
110	30540110	30560110	85	157
125	30540125	30560125	100	170
140	30540140	30560140	105	198
160	30540160	30560160	117	220
180	30540180	30560180	114	221
200	30540200	30560200	126	249
225	30540225	30560225	135	269
250	30540250	30560250	148	307
280	30540280	30560280	156	332
315	30540315	30560315	170	359
355	30540355	30560355	170	410
400	30540400	30560400	187	469
450	30540450	30560450	202	522
500	30540500	30560500	222	562

Note: Larger sizes available on request.

SIZE (mm)	CODE SDR11 (3104)	CODE SDR17 (3106)	L (mm)	L1 (mm)
20	31040020	-	41	70
25	31040025	-	35	41
32	31040032	-	40	48
40	31040040	-	44	58
50	31040050	-	54	74
63	31040063	31060063	70	82
75	31040075	31060075	76	98
90	31040090	31060090	84	120
110	31040110	31060110	89	130
125	31040125	31060125	100	145
140	31040140	31060140	104	154
160	31040160	31060160	111	168
180	31040180	31060180	118	185
200	31040200	31060200	127	202
225	31040225	31060225	135	216
250	31040250	31060250	141	233
280	31040280	31060280	145	242
315	31040315	31060315	165	256
355	31040355	31060355	170	317
400	31040400	31060400	187	346
450	31040450	31060450	202	375
500	31040500	31060500	222	410

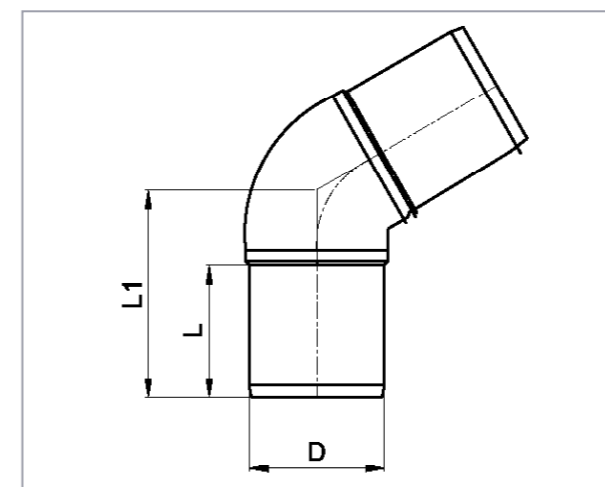
Note: Larger sizes available on request.

74



Information presented here is for reference only and may not be complete. All dimensions are nominal and may vary from actual dimension. For accurate dimensional data and other information please contact ACU-TECH sales

75



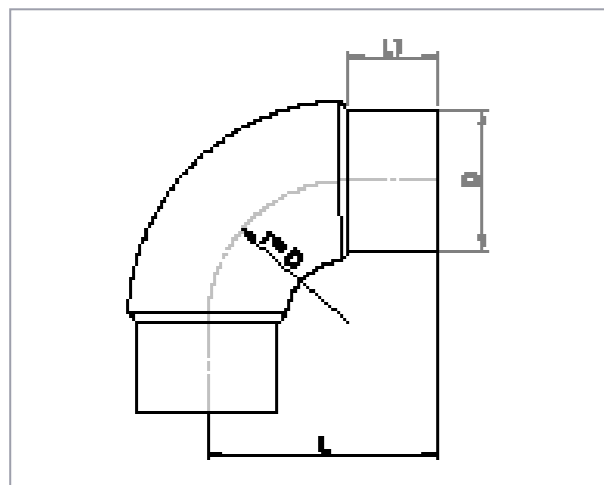
Information presented here is for reference only and may not be complete. All dimensions are nominal and may vary from actual dimension. For accurate dimensional data and other information please contact ACU-TECH sales

90° LONG SPIGOT MULTI BEND (3754 / 3756)

PE100 • SDR11 • SDR17

D (mm)	CODE SDR11 (3754)	L (mm)	L1 (mm)
32	37540032	79	48
40	37540040	92	52
50	37540050	107	59
63	37540063	131	69
75	37540075	153	76
90	37540090	176	83
110	37540110	193	84
125	37540125	216	92
140	37540140	237	96
160	37540160	262	103
180	37540180	294	115
200	37540200	317	122
225	37540225	351	131
250	37540250	382	133
280	37540280	432	153
315	37540315	471	154

D (mm)	CODE SDR17 (3756)	L (mm)	L1 (mm)
50	37560050	108	59
63	37560063	130	67
75	37560075	152	76
90	37560090	173	83
110	37560110	193	85
125	37560125	216	92
140	37560140	237	97
160	37560160	260	102
180	37560180	290	113
200	37560200	317	122
225	37560225	350	130
250	37560250	382	134
280	37560280	430	154
315	37560315	465	153



Information presented here is for reference only and may not be complete. All dimensions are nominal and may vary from actual dimension. For accurate dimensional data and other information please contact ACU-TECH sales

LONG SPIGOT EQUAL TEE (3154 / 3156)

PE100 · SDR11 · SDR17

LONG SPIGOT REDUCING TEE (3164 / 3166)

PE100 · SDR11 · SDR17

SIZE (mm)	CODE SDR11 (3154)	CODE SDR17 (3156)	H (mm)	Z (mm)	L (mm)
20	31540020	-	34.5	54.5	109
25	31540025	-	41	62	124
32	31540032	-	51	75	150
40	31540040	-	55	82	164
50	31540050	-	61	95	190
63	31540063	31560063	67	114	228
75	31540075	31560075	73	121	242
90	31540090	31560090	82	153	306
110	31540110	31560110	98	172	344
125	31540125	31560125	102	180	360
140	31540140	31560140	105	195	390
160	31540160	31560160	124	225	450
180	31540180	31560180	117	233	466
200	31540200	31560200	127	253	506
225	31540225	31560225	136	275	550
250	31540250	31560250	140	298	596
280	31540280	31560280	150	325	650
315	31540315	31560315	160	350	700
355	31540355	31560355	173	390	780
400	31540400	31560400	187	431	862
450	31540450	31560450	202	476	952
500	31540500	31560500	225	525	1050
560	31540560	31560560	240	615	1230
630	31540630	31560630	250	660	1320

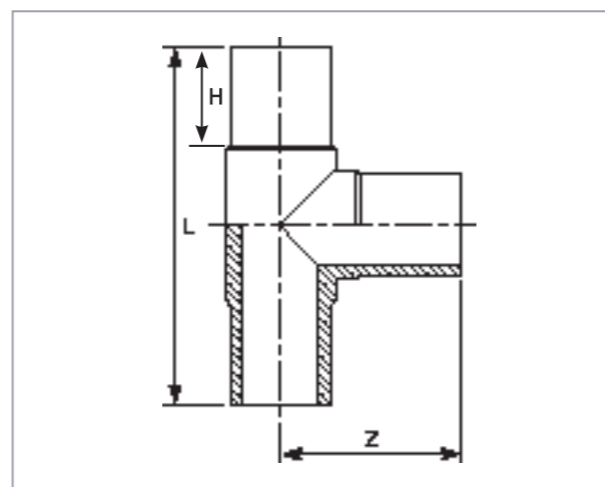
Note: Larger sizes available on request.

SIZE 1 (mm)	SIZE 2 (mm)	L (mm)	Z (mm)	CODE SDR11 (3164)	CODE SDR17 (3166)
63	x 32	228	91	31646332	31666332
63	x 40	232	106	31646340	31666340
63	x 50	213	100	31646350	31666350
75	x 50	253	113	31647550	31667550
75	x 63	252	117	31647563	31667563
90	x 63	264	134	31649063	31669063
90	x 75	272	138	31649075	31669075
110	x 63	305	154	31641163	31661163
110	x 75	305	148	31641175	31661175
110	x 90	310	155	31641190	31661190
125	x 90	340	170	31641290	31661290
125	x 110	340	172	31641211	31661211
160	x 90	343	177	31641690	31661690
160	x 110	390	194	31641611	31661611
180	x 110	455	220	31641811	31661811
180	x 160	412	204	31641816	31661816

SIZE 1 (mm)	SIZE 2 (mm)	L (mm)	Z (mm)	CODE SDR11 (3164)	CODE SDR17 (3166)
200	x 63	550	225	31642063	31662063
200	x 110	550	240	31642011	31662011
200	x 125	550	240	31642012	31662012
200	x 160	550	265	31642016	31662016
225	x 160	490	246	31642216	31662216
225	x 180	552	246	31642218	31662218
250	x 160	440	315	31642516	31662516
250	x 180	622	525	31642518	31662518
250	x 200	622	525	31642521	31662521
315	x 160	575	310	31643116	31663116
315	x 180	752	600	31643118	31663118
315	x 200	752	600	31643120	31663120
315	x 225	638	335	31643122	31663122
315	x 250	670	333	31643125	31663125

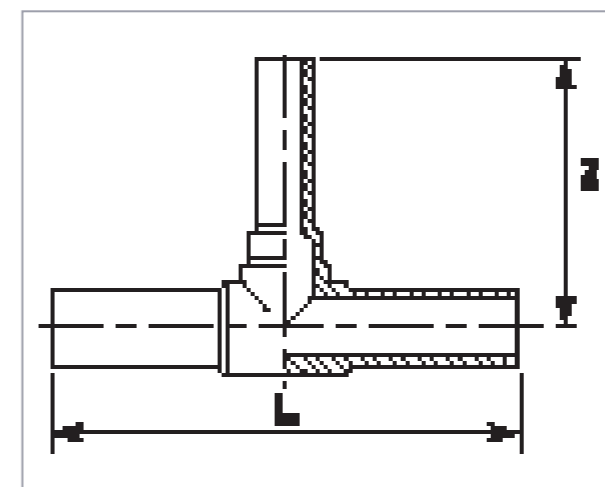
Note: Larger sizes available on request.

78



Information presented here is for reference only and may not be complete. All dimensions are nominal and may vary from actual dimension. For accurate dimensional data and other information please contact ACU-TECH sales

79



Information presented here is for reference only and may not be complete. All dimensions are nominal and may vary from actual dimension. For accurate dimensional data and other information please contact ACU-TECH sales

45° LONG SPIGOT EQUAL TEE (3694 / 3696)

PE100 · SDR11 · SDR17

CONCENTRIC LONG SPIGOT REDUCER (3034 / 3036)

PE100 · SDR11 · SDR17

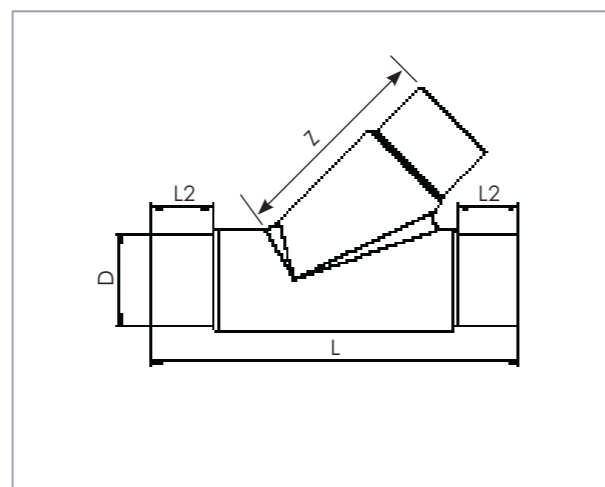
SIZE (mm)	CODE SDR11 (3694)	CODE SDR17 (3696)	L (mm)	L ² (mm)	Z (mm)
63	36940063	36960063	245	63	159
75	36940075	36960075	292	75	180
90	36940090	36960090	372	85	235
110	36940110	36960110	400	85	249
125	36940125	36960125	447	108	290
160	36940160	36960160	538	112	355
180	36940180	36960180	580	120	387
200	36940200	36960200	633	122	409
225	36940225	36960225	700	132	470
250	36940250	36960250	792	143	540
280	36940280	36960280	852	146	586
315	36940315	36960315	965	165	662

Note: These fittings are fully pressure rated as they are injection moulded.

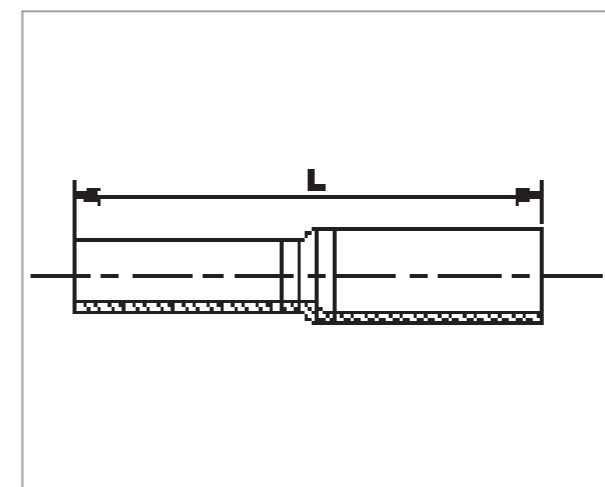
SIZE (mm)	CODE SDR11 (3034)	CODE SDR17 (3036)	L (mm)
25 x 20	30342520	-	87
32 x 20	30343220	-	92
32 x 25	30343225	-	89
40 x 20	30344020	-	102
40 x 25	30344025	-	102
40 x 32	30344032	-	102
50 x 25	30345025	-	118
50 x 32	30345032	-	118
50 x 40	30345040	-	126
63 x 32	30346332	-	136
63 x 40	30346340	-	128
63 x 50	30346350	-	150
75 x 50	30347550	-	148
75 x 63	30347563	30367563	149
90 x 63	30349063	30369063	157
90 x 75	30349075	30369075	163
110 x 63	30341163	30361163	180
110 x 75	30341175	30361175	177
110 x 90	30341190	30361190	187

SIZE (mm)	CODE SDR11 (3034)	CODE SDR17 (3036)	L (mm)
125 x 63	30341263	30361263	190
125 x 110	30341211	30361211	211
160 x 90	30341690	30361690	217
160 x 110	30341611	30361611	222
160 x 125	30341612	30361612	228
160 x 140	30341614	30361614	229
180 x 125	30341812	30361812	272
180 x 160	30341816	30361816	276
200 x 160	30342016	30362016	252
225 x 160	30342216	30362216	270
225 x 180	30342218	30362218	290
250 x 160	30342516	30362516	314
250 x 200	30342521	30362521	314
250 x 225	30342522	30362522	315
280 x 250	30342825	30362825	355
315 x 200	30343120	30363120	375
315 x 225	30343122	30363122	375
315 x 250	30343125	30363125	375
315 x 280	30343128	30363128	365

Note: Non-standard Reducers fabricated to order.



Information presented here is for reference only and may not be complete. All dimensions are nominal and may vary from actual dimension. For accurate dimensional data and other information please contact ACU-TECH sales



Information presented here is for reference only and may not be complete. All dimensions are nominal and may vary from actual dimension. For accurate dimensional data and other information please contact ACU-TECH sales



LONG SPIGOT END CAP (3274 / 3276)

PE100 • SDR11 • SDR17

LONG SPIGOT TEST END CAP (3284 / 3286)

PE100 • SDR11 • SDR17

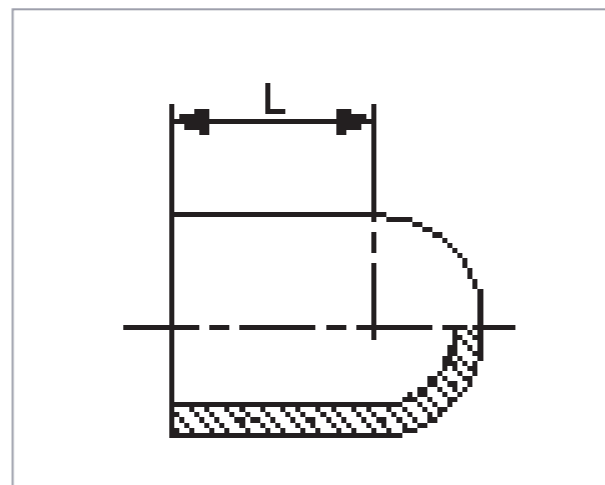

SIZE (mm)	CODE SDR11 (3274)	CODE SDR17 (3276)	L (mm)
20	32740020	-	45
25	32740025	-	48
32	32740032	-	54
40	32740040	-	61
50	32740050	-	71
63	32740063	32760063	84
75	32740075	32760075	91
90	32740090	32760090	107
110	32740110	32760110	133
125	32740125	32760125	132
140	32740140	32760140	144
160	32740160	32760160	168
180	32740180	32760180	192
200	32740200	32760200	182
225	32740225	32760225	212
250	32740250	32760250	230
280	32740280	32760280	257
315	32740315	32760315	262

SIZE (mm)	CODE SDR11 (3284)	CODE SDR17 (3286)	L (mm)
63	32846325	32866325	84
75	32847525	32867525	91
90	32849025	32869025	107
110	32841125	32861125	133
125	32841225	32861225	132
140	32841425	32861425	144
160	32841625	32861625	168
180	32841825	32861825	192
200	32842025	32862025	182
225	32842225	32862225	212
250	32842525	32862525	230
280	32842825	32862825	257
315	32843125	32863125	262

Note: The test end cap has a 1" thread size.

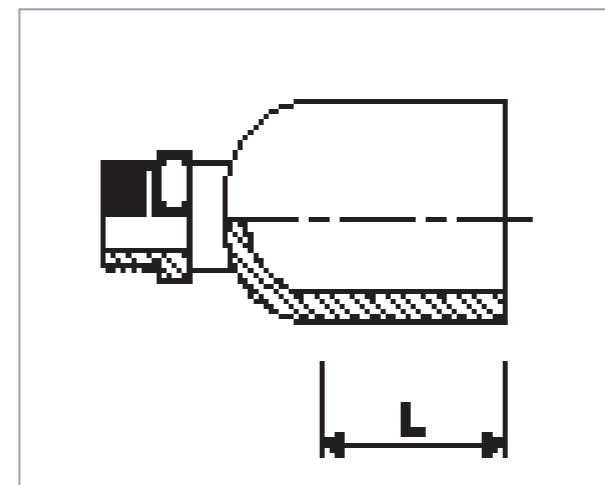
Do you need a size that is not listed here? We can fabricate to your specifications, please call us on 1300 270 270 for more details.

82



Information presented here is for reference only and may not be complete. All dimensions are nominal and may vary from actual dimension. For accurate dimensional data and other information please contact ACU-TECH sales

83



Information presented here is for reference only and may not be complete. All dimensions are nominal and may vary from actual dimension. For accurate dimensional data and other information please contact ACU-TECH sales

PE / DZR BRASS MALE THREADED ADAPTOR (2334)

PE100 • SDR11 • PN16 WATER • 1000KPA GAS

PE / DZR BRASS FEMALE THREADED ADAPTOR (2344)

PE100 • SDR11 • PN16 WATER • 1000KPA GAS

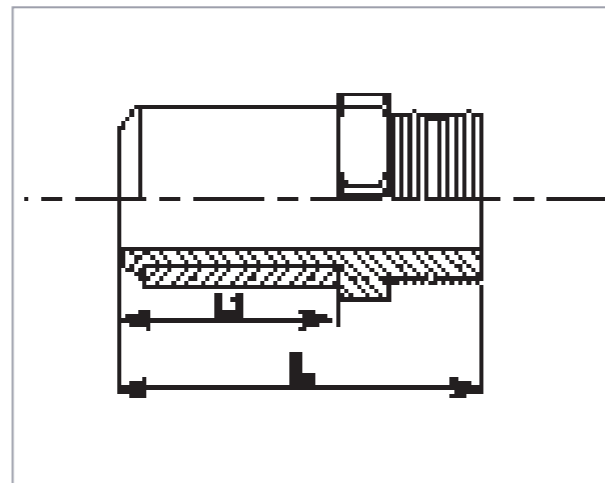
SIZE (mm)	BSP THREAD SIZE INCH	BSP THREAD SIZE (mm)	PRODUCT CODE	L (mm)	L1 (mm)
20	x 1/2"	15	23342015	96	41
25	x 3/4"	20	23342520	95	38
32	x 1"	25	23343225	108	38
40	x 1 1/4"	32	23344032	122	44
50	x 1 1/2"	40	23345040	125	44
63	x 2"	50	23346350	143	49
75	x 2 1/2"	65	23347565	159	61
90	x 3"	80	23349080	178	60
110	x 4"	100	23341110	203	70

SIZE (mm)	BSP THREAD SIZE INCH	BSP THREAD SIZE (mm)	PRODUCT CODE	L (mm)	L1 (mm)
20	x 1/2"	15	23442015	79	41
25	x 3/4"	20	23442520	80	38
32	x 1"	25	23443225	90	38
40	x 1 1/4"	32	23444032	100	44
50	x 1 1/2"	40	23445040	103	44
63	x 2"	50	23446350	121	49
75	x 2 1/2"	65	23447565	136	61
90	x 3"	80	23449080	149	60
110	x 4"	100	23441110	166	70

Looking for PE / Stainless Steel threaded fittings?
Call us now on 1300 270 270.

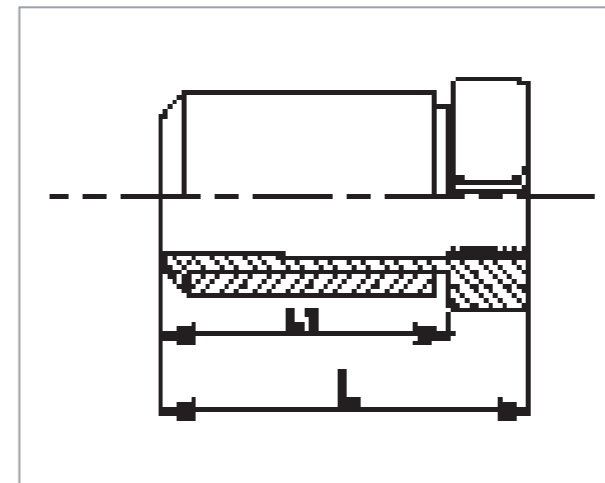
Looking for PE / Stainless Steel threaded fittings?
Call us now on 1300 270 270.

84



Information presented here is for reference only and may not be complete. All dimensions are nominal and may vary from actual dimension. For accurate dimensional data and other information please contact ACU-TECH sales

85



Information presented here is for reference only and may not be complete. All dimensions are nominal and may vary from actual dimension. For accurate dimensional data and other information please contact ACU-TECH sales

PE MALE BSP THREADED ADAPTOR (2354)

PE100 · SDR11-SDR17

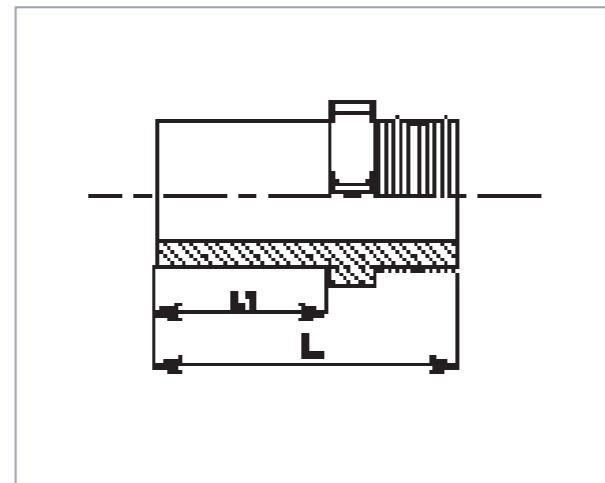
PE FEMALE BSP THREADED ADAPTOR (2364)

PE100 · SDR11-SDR17

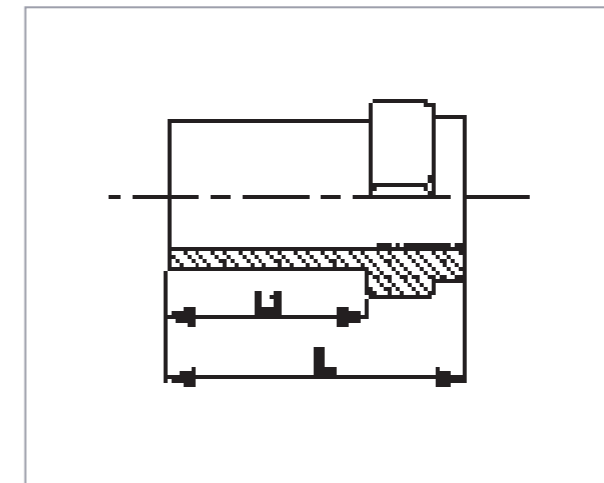
SIZE (mm)	BSP THREAD SIZE (INCH)	BSP THREAD SIZE (mm)	PRODUCT CODE	L (mm)	L1 (mm)
20	x 1/2"	15	23542015	95	38
25	x 3/4"	20	23542520	95	38
32	x 1"	25	23543225	108	38
40	x 1 1/4"	32	23544032	122	44
40	x 1 1/2"	40	23544040	122	44
50	x 1 1/2"	40	23545040	125	44
63	x 2"	50	23546350	143	49
75	x 2 1/2"	65	23547565	159	61
90	x 3"	80	23549080	178	60
110	x 4"	100	23541110	203	70
125	x 4"	100	23541210	172	92

SIZE (mm)	BSP THREAD SIZE (INCH)	BSP THREAD SIZE (mm)	PRODUCT CODE	L (mm)	L1 (mm)
20	x 1/2"	15	23642015	80	38
25	x 3/4"	20	23642520	80	38
32	x 1"	25	23643225	90	38
40	x 1 1/4"	32	23644032	100	44
40	x 1 1/2"	40	23644040	100	44
50	x 1 1/2"	40	23645040	103	44
63	x 2"	50	23646350	121	49
75	x 2 1/2"	65	23647565	136	61
90	x 3"	80	23649080	149	60
110	x 4"	100	23641110	166	70

86



Information presented here is for reference only and may not be complete. All dimensions are nominal and may vary from actual dimension. For accurate dimensional data and other information please contact ACU-TECH sales



87

Information presented here is for reference only and may not be complete. All dimensions are nominal and may vary from actual dimension. For accurate dimensional data and other information please contact ACU-TECH sales

Electrofusion Fittings

The Acu-Tech Electrofusion System is easy to use and offers high performance with a rapid, convenient method of joining polyethylene pipes. Precise positioning of the energising coils of wire in each fitting ensures uniform melting for a strong joint and the minimisation of welding and cooling time.

For more information call us now on 1300 270 270.



EF Coupler	90
EF Reducer	91
EF 90° Elbow	92
EF 45° Elbow	93
EF Equal Tee	94
EF Reducing Tee	95
EF Tapping Saddle	96
EF Branch Saddle	97
EF End Cap	98
EF Test End Cap with Brass Male BSP Thread	99

ELECTROFUSION COUPLER (2014 / 2016)

PE100 • SDR11-SDR17 • PN16 WATER • 1000KPA GAS

ELECTROFUSION REDUCER (2034 / 2036)

PE100 • SDR11-SDR17 • PN16 WATER • 1000KPA GAS

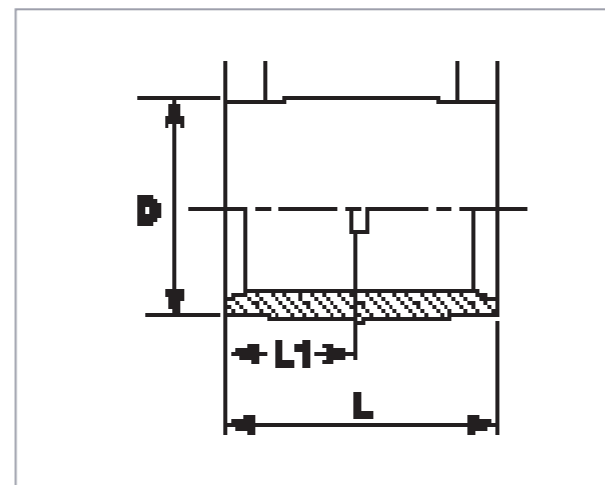
SIZE (mm)	CODE SDR11 (2014)	CODE SDR17 (2016)	CODE SDR17 (2012)	L (mm)	L1 (mm)	D (mm)
20	20140020	-	-	77	38	29
25	20140025	-	-	77	38	34
32	20140032	-	-	77	38	43
40	20140040	-	-	90	44	52
50	20140050	-	-	91	44	62
63	20140063	20160063	20120063	102	49	77
75	20140075	20160075	20120075	120	59	92
90	20140090	20160090	20120090	122	60	110
110	20140110	20160110	20120110	144	70	133
125	20140125	20160125	20120125	154	75	151
140	20140140	20160140	20120140	165	79	172
160	20140160	20160160	20120160	175	86	195
180	20140180	20160180	20120180	185	91	220
200	20140200	20160200	20120200	186	92	243
225	20140225	20160225	20120225	222	111	270
250	20140250	20160250	20120250	222	111	300
280	20140280	20160280	20120280	260	130	335
315	20140315	20160315	20120315	260	130	377
355	20140355	20160355	-	265	133	425 / 431
400	20140400	20160400	-	290	145	478 / 485
450	20140450	20160450	-	320	160	522 / 560
500	20140500	20160500	-	360	180	621 / 579
560	20140560	20160560	-	390	195	694 / 644
630	20140630	20160630	-	430	215	780 / 723

Note 1: SDR17 couplers are rated to Water PN10- Gas PN6.

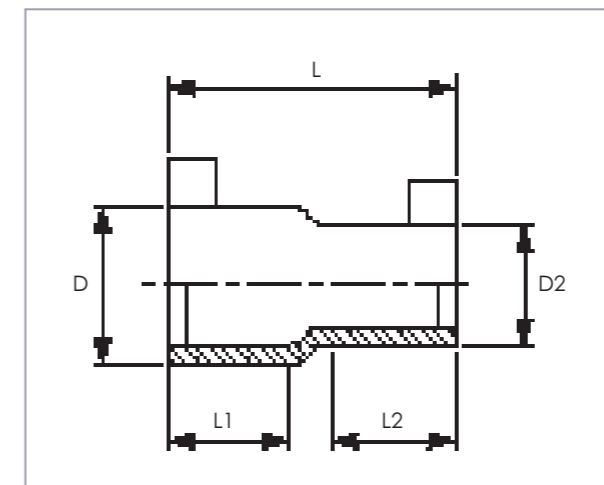
Note 2: Large Couplers for 710mm to 1200mm are available on request.

SIZE (mm)	PRODUCT CODE	L (mm)	L1 (mm)	L2 (mm)	D (mm)	D2 (mm)
25 x 20	20342520	74	34	34	25	20
32 x 20	20343220	79	33	36	32	20
32 x 25	20343225	79	33	36	32	25
40 x 20	20344020	88	33	39	40	20
40 x 25	20344025	88	33	39	40	25
40 x 32	20344032	88	33	39	40	32
50 x 32	20345032	96	35	43	50	32
50 x 40	20345040	96	39	43	50	40
63 x 32	20346332	105	35	48	63	32
63 x 40	20346340	105	39	48	63	40
63 x 50	20346350	105	43	48	63	50
75 x 63	20347563	124	60	58	75	63
90 x 63	20349063	146	63	47	90	63
90 x 75	20349075	154	77	62	90	75
110 x 63	20341163	184	71	58	110	63
110 x 90	20341190	173	73	63	110	90
125 x 90	20341290	180	79	61	125	90
125 x 110	20341211	169	85	76	125	110
160 x 90	20341690	227	90	72	160	90
160 x 110	20341611	226	90	71	160	110
180 x 125	20341812	254	96	78	180	125
200 x 160	20342016	365	104	90	200	160
225 x 160	20342216	385	112	90	225	160
225 x 200	20342220	390	112	104	225	200
250 x 160	20342516	400	123	90	250	160
250 x 200	20342521	417	123	104	250	200
250 x 225	20342521	430	123	112	250	225

90



Information presented here is for reference only and may not be complete. All dimensions are nominal and may vary from actual dimension. For accurate dimensional data and other information please contact ACU-TECH sales



Information presented here is for reference only and may not be complete. All dimensions are nominal and may vary from actual dimension. For accurate dimensional data and other information please contact ACU-TECH sales



91

ELECTROFUSION 90° ELBOW (2054)

PE100 • SDR11-SDR17 • PN16 WATER • 1000KPA GAS

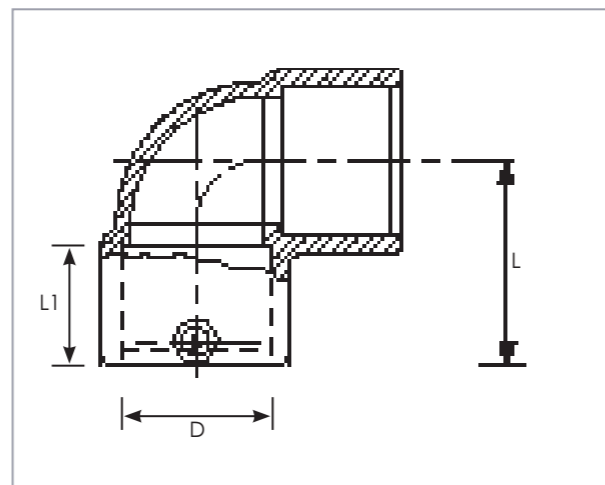
ELECTROFUSION 45° ELBOW (2104)

PE100 • SDR11-SDR17 • PN16 WATER • 1000KPA GAS

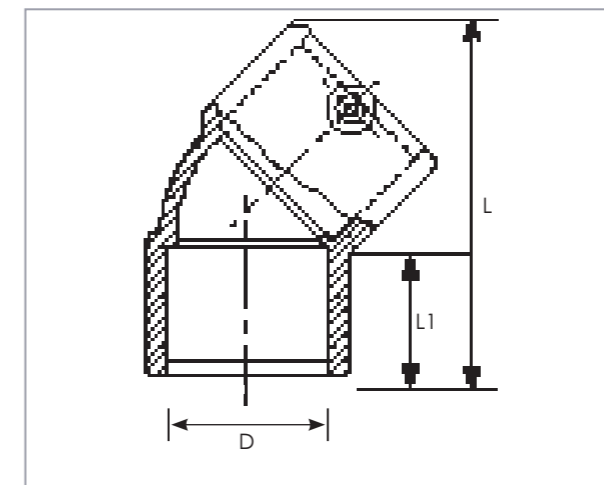
SIZE (mm)	PRODUCT CODE	L (mm)	L1 (mm)	D (mm)
20	20540020	54	34	20
25	20540025	54	34	25
32	20540032	53	36	32
40	20540040	62	39	40
50	20540050	71	43	50
63	20540063	81	48	63
75	20540075	94	54	75
90	20540090	122	62	90
110	20540110	147	72	110
125	20540125	155	77	125
160	20540160	191	92	160
180	20540180	210	96	180
200	20540200	298	104	200
225	20540225	318	112	225
250	20540250	347	123	250

SIZE (mm)	PRODUCT CODE	L (mm)	L1 (mm)	D (mm)
32	21040032	44	36	32
40	21040040	50	39	40
50	21040050	56	43	50
63	21040063	63	48	63
75	21040075	71	54	75
90	21040090	91	62	90
110	21040110	112	72	110
125	21040125	119	78	125
160	21040160	135	92	160
180	21040180	144	95	180
200	21040200	232	104	200
225	21040225	247	112	225
250	21040250	275	123	250

Note: 22.5° elbow (2124) available in 180mm and other sizes.



Information presented here is for reference only and may not be complete. All dimensions are nominal and may vary from actual dimension. For accurate dimensional data and other information please contact ACU-TECH sales



Information presented here is for reference only and may not be complete. All dimensions are nominal and may vary from actual dimension. For accurate dimensional data and other information please contact ACU-TECH sales



ELECTROFUSION EQUAL TEE (2154)

PE100 · SDR11-SDR17 · PN16 WATER · 1000KPA GAS

ELECTROFUSION REDUCING TEE (2164)

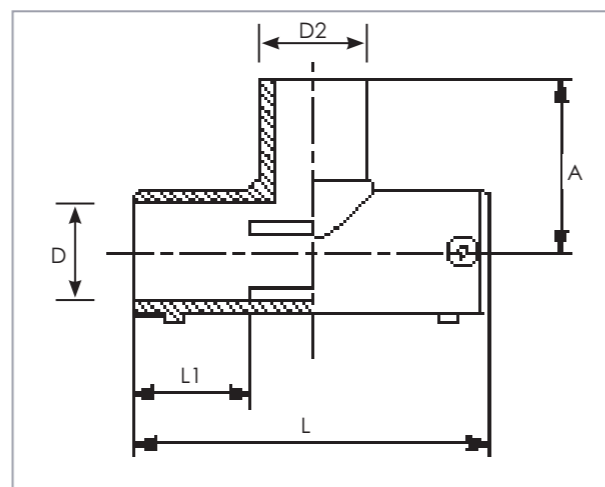
PE100 · SDR11-SDR17 · PN16 WATER · 1000KPA GAS

SIZE (mm)	PRODUCT CODE	L (mm)	L1 (mm)	D (mm)	A (mm)
20	21540020	88	32	20	92
25	21540025	90	32	25	92
32	21540032	102	34	32	100
40	21540040	119	39	40	114
50	21540050	135	42	50	126
63	21540063	151	46	63	150
75	21540075	178	54	75	143
90	21540090	205	62	90	161
110	21540110	255	72	110	184
125	21540125	276	78	125	207
160	21540160	325	92	160	206
180	21540180	344	90	180	250
200	21540200	590	104	200	250
225	21540225	636	112	225	270
250	21540250	685	123	250	288

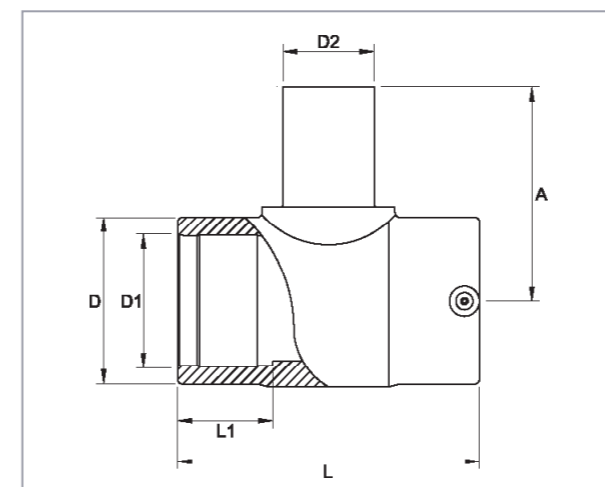
Note: Centre of tee is a spigot fitting. A coupler is required.

SIZE (mm)	PRODUCT CODE	L (mm)	L1 (mm)	D (mm)	D1 (mm)	D2 (mm)	A (mm)
50 x 25	21645025	139	48	68	50	25	78
50 x 40	21645040	144	49	67	50	40	101
63 x 40	21646340	154	34	81	63	40	108
63 x 50	21646350	157	51	83	63	50	118
90 x 63	21649063	206	63	115.5	90	63	138
110 x 63	21641163	239	73	142	110	63	147
110 x 90	21641190	239	73	139	110	90	162
125 x 63	21641263	266	79	157	125	63	500
125 x 90	21641290	264	80	156	125	90	196
125 x 110	21641211	262	76	156	125	110	359
160 x 63	21641663	367	112	210	160	63	385
160 x 90	21641690	365	112	210	160	90	385
160 x 110	21641611	313	89	200	160	110	202
160 x 125	21641612	365	112	213	160	125	410
180 x 125	21641812	330	90	222	180	125	222

Note: Centre of tee is a spigot fitting. A coupler is required.



Information presented here is for reference only and may not be complete. All dimensions are nominal and may vary from actual dimension. For accurate dimensional data and other information please contact ACU-TECH sales



Information presented here is for reference only and may not be complete. All dimensions are nominal and may vary from actual dimension. For accurate dimensional data and other information please contact ACU-TECH sales

ELECTROFUSION TAPPING SADDLE (2214)

PE100 • SDR11-SDR17 • PN16 WATER • 1000KPA GAS

ELECTROFUSION BRANCH SADDLE (2224)

PE100 • SDR11-SDR17 • PN16 WATER • 1000KPA GAS

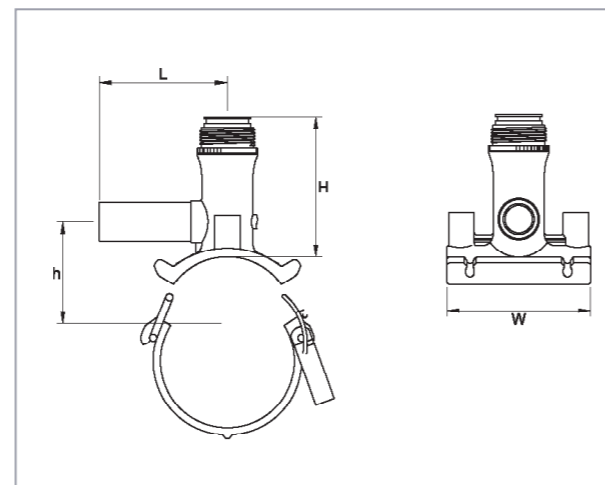
SIZE (mm)	PRODUCT CODE	L (mm)	H (mm)	H1 (mm)	W (mm)
40 x 20	22144020	105	110	27	120
40 x 32	22144032	105	110	27	120
50 x 32	22145032	105	110	27	120
63 x 20	22146320	105	104	73	120
63 x 32	22146332	105	119	62	120
63 x 40	22146340	165	155	59.5	146
63 x 63	22146363	165	155	60	146
90 x 32	22149032	105	110	77	120
90 x 63	22149063	165	152	57	146
110 x 20	22141120	105	117	87	120
110 x 32	22141132	105	117	87	120
110 x 40	22141140	165	176	105	146
110 x 63	22141163	165	176	105	146
125 x 32	22141232	105	117	95	120
125 x 63	22141263	165	112	112	146
160 x 20	22141620	105	122	112	120
160 x 32	22141632	105	122	112	120
160 x 40	22141640	165	182	137	146
160 x 63	22141663	165	137	182	146
180 x 32	22141832	105	122	122	120
180 x 63	22141863	165	147	183	146
200 x 32	22142032	105	122	132	120
200 x 63	22142063	105	157	183	146
225 x 20	22142220	105	122	122	120
225 x 40	22142240	165	183	169	146
225 x 63	22142263	165	169	183	146
250 x 63	22142563	165	183	182	146

Note 1: Larger sizes and live tapping saddles available on request.

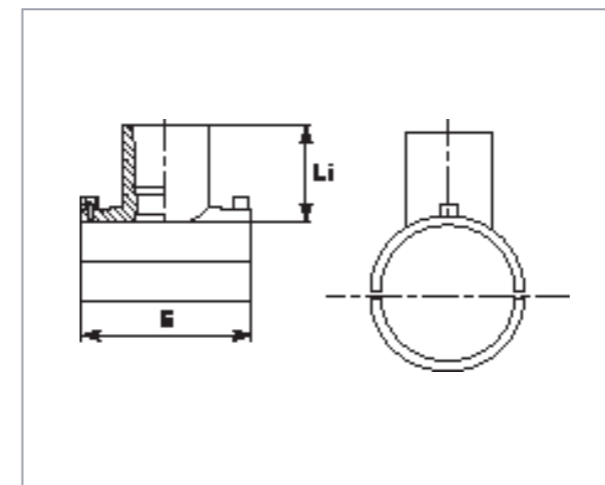
Note 2: Extensive range of main and branch options available. Contact us if the tapping saddle you require is not listed above.

SIZE (mm)	PRODUCT CODE	L1 (mm)	E (mm)
63 x 32	22246332	106	105
63 x 40	22246340	106	105
63 x 50	22246350	106	105
63 x 63	22246363	106	105
90 x 63	22249063	124	144
110 x 63	22241163	70	165
110 x 90	22241190	121	165
125 x 63	22241263	102	118
125 x 90	22241290	84	180
160 x 63	22241663	114	118
160 x 90	22241690	110	215
160 x 110	22241611	121	217
180 x 90	22241890	100	215
180 x 110	22241811	121	217
180 x 125	22241812	121	217
200 x 63	22242063	104	118
200 x 90	22242090	115	165
225 x 63	22242263	104	118
225 x 90	22242290	113	165
225 x 125	22242212	123	310
250 x 63	22242563	104	118
250 x 90	22242590	120	165
250 x 125	22242512	110	310
280 x 63	22242863	104	118
315 x 63	22243163	104	118
355 x 63	22243563	104	118

Note: Larger sizes and live tapping systems available on request.



Information presented here is for reference only and may not be complete. All dimensions are nominal and may vary from actual dimension. For accurate dimensional data and other information please contact ACU-TECH sales



Information presented here is for reference only and may not be complete. All dimensions are nominal and may vary from actual dimension. For accurate dimensional data and other information please contact ACU-TECH sales

ELECTROFUSION END CAP (2274)

PE100 • SDR11-SDR17 • PN16 WATER • 1000KPA GAS

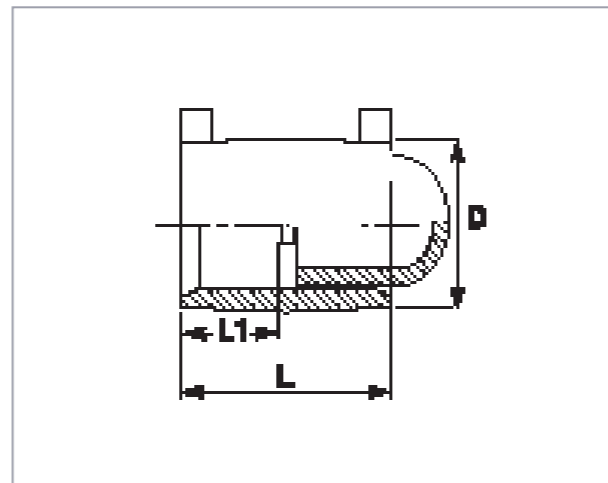
EF TEST END CAP WITH BRASS MALE BSP THREAD (2284)

PE100 • SDR11-SDR17 • PN16 WATER • 1000KPA GAS

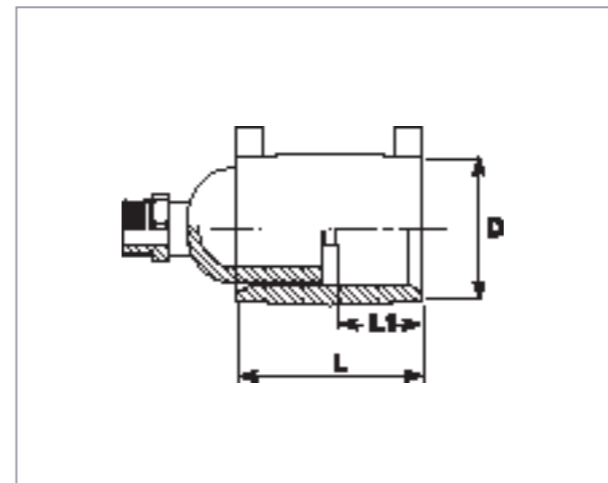
SIZE (mm)	PRODUCT CODE	L (mm)	L1 (mm)	D (mm)
20	22740020	82	38	29
25	22740025	82	38	34
32	22740032	84	38	43
40	22740040	97	44	52
50	22740050	101	44	62
63	22740063	115	49	77
75	22740075	133	59	92
90	22740090	138	60	110
110	22740110	164	70	133
125	22740125	175	75	151
140	22740140	236	79	172
160	22740160	202	86	195
180	22740180	214	91	220
200	22740200	215	92	243
225	22740225	222	109	270
250	22740250	220	108	295
280	22740280	390	127	345
315	22740315	395	128	386

SIZE (mm)	PRODUCT CODE 1" (25mm) BSP	L (mm)	L1 (mm)	D (mm)
90	22849025	193	60	110
110	22841125	220	70	133
125	22841225	230	75	151
140	22841425	257	89	176
160	22841625	269	85	196
180	22841825	270	91	220
200	22842025	275	108	243
225	22842225	277	109	276
250	22842525	291	108	301
280	22842825	445	127	345
315	22843125	452	128	386

Note: Other sizes and female threads available on request.



Information presented here is for reference only and may not be complete. All dimensions are nominal and may vary from actual dimension. For accurate dimensional data and other information please contact ACU-TECH sales



Information presented here is for reference only and may not be complete. All dimensions are nominal and may vary from actual dimension. For accurate dimensional data and other information please contact ACU-TECH sales



Compression Fittings

Acu-Tech provides a complete selection of fittings to suit all polyethylene piping requirements and solutions.

For more information call us now on 1300 270 270.



COMPRESSION COUPLER

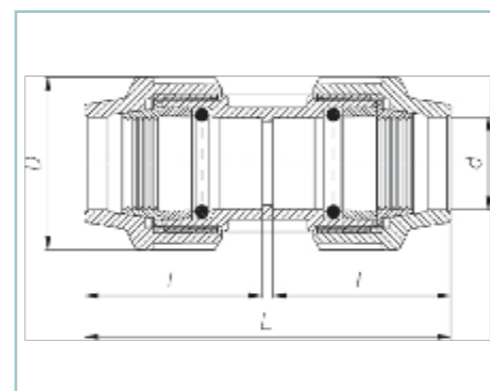
COMPRESSION REDUCER

CODE	dxd	D	L	I	PN
70140020	20 X 20	46	108	52	*16
70140025	25 X 25	55	122	59	*16
70140032	32 X 32	63	139	68	*16
70140040	40 X 40	79	168	82	*16
70140050	50 X 50	96	204	102	*16
70140063	63 X 63	115	248	121	*16
70140075	75 X 75	129	278	136	*16
70140090	90 X 90	155	315	154	*16
70140110	110 X 110	183	422	205	*16
70190040	1½In Rural Compression Coupler				
70190050	2In Rural Compression Coupler				
70240050	50mm Compression Slip/Repair Coupling				
70240063	63mm Compression Slip/Repair Coupling				

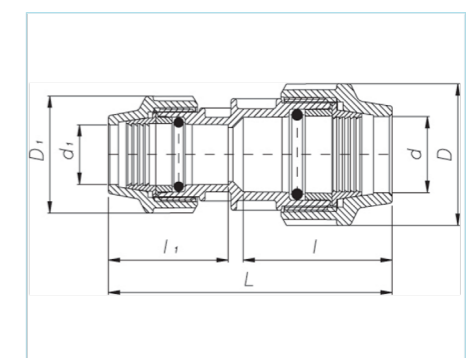
*Pressure rating varies. Please inquire with sales for specific requirements

CODE	dxd1	D	D1	L	I	I1	PN
70342016	20x16	46	42	110	56	50	*16
70342520	25x20	58	46	128	67	56	*16
70343220	32x20	63	46	139	70	60	*16
70343225	32x25	63	55	143	70	66	*16
70344025	40x25	79	55	158	85	66	*16
70344032	40x32	79	63	163	88	71	*16
70345025	50x25	96	55	166	100	64	*16
70345032	50x32	96	63	172	100	70	*16
70345040	50x40	96	79	197	102	86	*16
70346325	63x25	115	63	192	119	64	*16
70346332	63x32	115	63	194	119	71	*16
70346340	63x40	115	79	204	121	81	*16
70346350	63x50	115	96	246	130	104	*16
70347550	75x50	129	96	248	134	100	*16
70347563	75x63	129	115	285	146	130	*16
70349063	90x63	155	115	298	157	134	*16
70349075	90x75	155	129	318	162	146	*16
70341163	100x63	181	181	393	194	131	*16
70341190	110x90	181	154	378	194	162	*16

*Pressure rating varies. Please inquire with sales for specific requirements



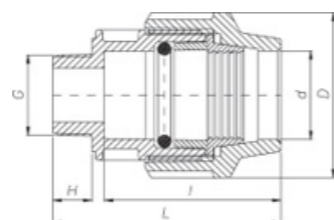
Information presented here is for reference only and may not be complete. All dimensions are nominal and may vary from actual dimension. For accurate dimensional data and other information please contact ACU-TECH sales



Information presented here is for reference only and may not be complete. All dimensions are nominal and may vary from actual dimension. For accurate dimensional data and other information please contact ACU-TECH sales

CODE	dxG	D	L	I	H	PN
73542015	20x1/2"	46	81	61	16	*16
73542020	20x3/4"	46	82	61	17	*16
73542025	20x1"	46	85	61	20	*16
73542515	25x1/2"	55	89	69	16	*16
73542520	25x3/4"	55	90	69	17	*16
73542525	25x1"	55	93	69	20	*16
73543215	32x1/2"	63	98	76	16	*16
73543220	32x3/4"	63	98	76	17	*16
73543225	32x1"	63	101	76	20	*16
73543232	32x1 1/4"	63	104	76	23	*16
73543240	32x1 1/2"	63	104	76	23	*16
73544025	40x1"	79	108	82	21	*16
73544032	40x1 1/4"	79	117	82	29	*16
73544040	40x1 1/2"	79	117	82	28	*16
73544050	40x2"	79	120	82	34	*16
73545025	50x1"	96	128	99	23	*16
73545032	50x1 1/4"	96	133	99	28	*16
73545040	50x1 1/2"	96	133	99	28	*16
73545050	50x2"	96	137	99	32	*16
73546332	63x1 1/4"	115	157	120	28	*16
73546340	63x1 1/2"	115	157	120	28	*16
73546350	63x2"	115	161	120	32	*16
73546365	63x2 1/2"	115	158	120	29	*16
73547550	75x2"	129	171	135	27	*16
73547565	75x2 1/2"	129	178	135	34	*16
73547580	75x3"	129	178	135	34	*16
73549050	90x2"	155	200	158	34	*16
73549065	90x2 1/2"	155	200	158	34	*16
73549080	90x3"	155	200	158	34	*16
73549010	90x4"	155	200	158	36	*16
73541150	110x2"	183	247	198	34	*16
73541180	110x3"	183	250	198	37	*16

*Pressure rating varies. Please inquire with sales for specific requirements

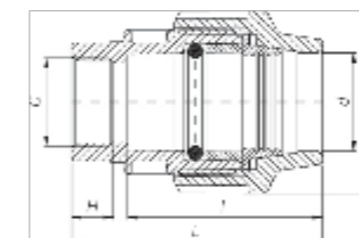


Information presented here is for reference only and may not be complete. All dimensions are nominal and may vary from actual dimension. For accurate dimensional data and other information please contact ACU-TECH sales

CODE	dxG	D	L	I	H	PN
73642015	20x1/2"	46	77	58	18	**16
73642020	20x3/4"	46	79	58	20	**16
73642025	20x1"	46	81	58	22	**16
73642515	25x1/2"	55	84	65	18	**16
73642520	25x3/4"	55	86	65	20	**16
73642525	25x1"	55	88	65	22	**16
73643215	32x1/2"	63	92	71	18	**16
73643220	32x3/4"	63	94	71	20	**16
73643225	32x1"	63	96	71	22	**16
73643232	*32x1 1/4"	63	97	71	23	**16
73644025	40x1"	79	110	81	20	**16
73644032	*40x1 1/4"	79	112	81	22	**16
73644040	*40x1 1/2"	79	113	81	23	**16
73645032	*50x1 1/4"	96	131	100	22	**16
73645040	*50x1 1/2"	96	132	100	23	**16
73645050	*50x2"	96	137	100	22	**16
73646332	*63x1 1/4"	115	159	121	23	**16
73646340	*63x1 1/2"	115	160	121	28	**16
73646350	*63x2"	115	165	121	22	**16
73646363	*63x2 1/2"	115	168	121	23	**16
73647550	*75x2"	129	182	137	28	**16
73647563	*75x2 1/2"	129	187	137	33	**16
73647580	*75x3"	129	187	137	33	**16
73649050	*90x2"	155	190	152	26	**16
73649063	*90x2 1/2"	155	195	152	33	**16
73649080	*90x3"	155	195	152	33	**16
73641180	*110x3"	183	263	204	40	**16
73641110	*110x4"	183	263	204	43	**16

*The threaded end is reinforced with a stainless steel ring

**Pressure rating varies. Please inquire with sales for specific requirements



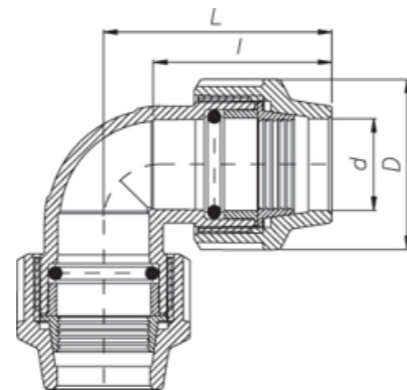
Information presented here is for reference only and may not be complete. All dimensions are nominal and may vary from actual dimension. For accurate dimensional data and other information please contact ACU-TECH sales

CODE	dx	D	L	I	PN
70540020	20x20	46	51	63	*16
70540025	25x25	55	63	79	*16
70540032	32x32	63	71	88	*16
70540040	40x40	79	80	106	*16
70540050	50x50	96	100	125	*16
70540063	63x63	115	123	151	*16
70540075	75x75	129	136	177	*16
70540090	90x90	155	156	204	*16
70540110	110x110	183	201	258	*16

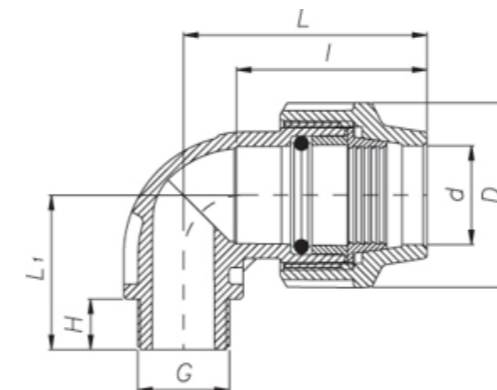
*Pressure rating varies. Please inquire with sales for specific requirements

CODE	dxG	D	I	H	L	L1	PN
70742015	20x1/2"	46	56	18	74	39	*16
70742020	20x3/4"	46	56	19	74	40	*16
70742515	25x1/2"	55	64	18	84	43	*16
70742520	25x3/4"	55	64	19	84	44	*16
70742525	25x1"	55	64	22	84	47	*16
70743215	32x1/2"	63	68	18	95	47	*16
70743220	32x3/4"	63	68	19	95	48	*16
70743225	32x1"	63	68	22	95	51	*16
70743232	32x1 1/4"	63	68	25	95	54	*16
70744025	40x1"	79	81	22	115	61	*16
70744032	40x1 1/4"	79	81	25	115	64	*16
70744040	40x1 1/2"	79	81	25	115	64	*16
70745032	50x1 1/4"	96	102	27	138	77	*16
70745040	50x1 1/2"	96	102	27	138	77	*16
70746350	63x2"	115	130	28	174	100	*16
70741110	110x4"	183	205	42	270	144	*16

*Pressure rating varies. Please inquire with sales for specific requirements



Information presented here is for reference only and may not be complete. All dimensions are nominal and may vary from actual dimension. For accurate dimensional data and other information please contact ACU-TECH sales



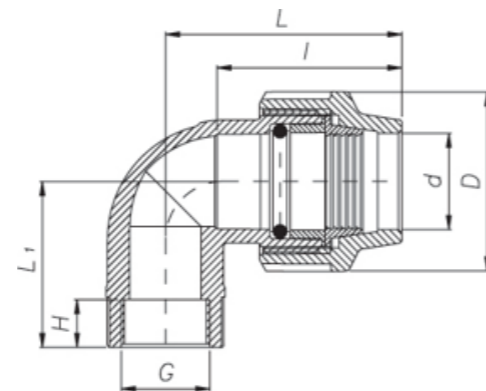
Information presented here is for reference only and may not be complete. All dimensions are nominal and may vary from actual dimension. For accurate dimensional data and other information please contact ACU-TECH sales

CODE	dxG	D	I	H	L	L1	PN
70642015	20x1/2"	46	56	18	57	39	*16
70642020	20x3/4"	46	56	18	57	40	*16
70642515	25x1/2"	55	64	18	66	45	*16
70642020	25x3/4"	55	64	18	66	46	*16
70642525	25x1"	55	64	20	66	48	*16
70643215	32x1/2"	63	68	17	75	48	*16
70643220	32x3/4"	63	68	18	75	49	*16
70643225	32x1"	63	68	21	75	51	*16
70643232	32x1 1/4"	63	68	26	75	56	*16
70644020	40x3/4"	79	81	18	95	55	*16
70644025	40x1"	79	81	21	95	59	*16
70644032	40x1 1/4"	79	81	25	95	64	*16
70644040	40x1 1/2"	79	81	25	95	63	*16
70645032	50x1 1/4"	96	103	24	110	85	*16
70645040	50x1 1/2"	96	103	27	110	92	*16
70646340	63x1 1/2"	115	131	26	140	101	*16
70646350	63x2"	115	131	35	140	108	*16
70646365	63x2 1/2"	115	131	35	140	108	*16
70647550	75x2"	129	143	36	157	123	*16
70647565	75x2 1/2"	129	143	37	157	125	*16
70647580	75x3"	129	143	38	157	129	*16
70649080	90x3"	155	158	40	169	142	*16
70649010	90x4"	155	158	40	169	142	*16
70641180	110x3"	183	211	40	223	134	*16
70741110	110x4"	183	205	42	270	144	*16

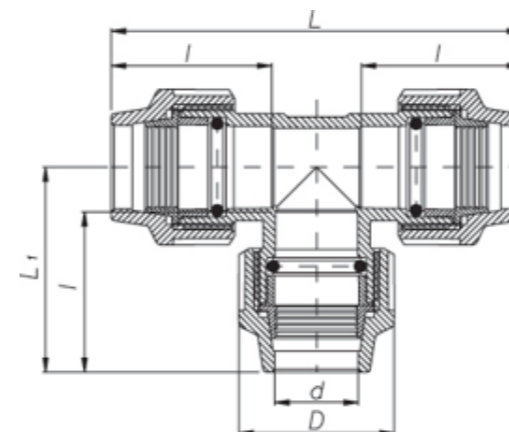
*Pressure rating varies. Please inquire with sales for specific requirements

CODE	dx dx dx	D	L	I	L1	PN
71540020	20x20x20	46	139	59	69	*16
71540025	25x25x25	55	162	66	79	*16
71540032	32x32x32	63	183	74	90	*16
71540040	40x40x40	79	218	88	108	*16
71540050	50x50x50	96	254	100	125	*16
71540063	63x63x63	115	314	124	156	*16
71540075	75x75x75	129	364	142	180	*16
71540090	90x90x90	155	407	154	199	*16
71540110	110x110x110	183	539	209	264	*16

*Pressure rating varies. Please inquire with sales for specific requirements



Information presented here is for reference only and may not be complete. All dimensions are nominal and may vary from actual dimension. For accurate dimensional data and other information please contact ACU-TECH sales



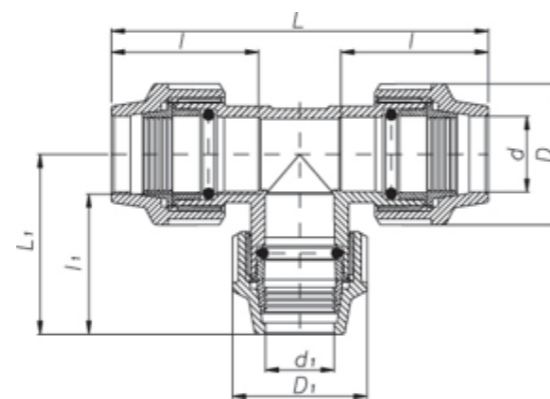
Information presented here is for reference only and may not be complete. All dimensions are nominal and may vary from actual dimension. For accurate dimensional data and other information please contact ACU-TECH sales

CODE	dxd1xd	D	d1	L	I	LI	I1	PN
71642016	20x16x20	46	42	141	57	67	57	*16
71642520	25x20x25	55	46	160	63	73	56	*16
71643220	32x20x32	63	46	183	68	74	56	*16
71643225	32x25x32	63	55	183	68	84	64	*16
71644025	40x25x40	79	55	222	83	92	68	*16
71644032	40x32x40	79	63	222	83	101	79	*16
71645025	50x25x50	96	55	265	104	98	63	*16
71645032	50x32x50	96	63	265	104	107	68	*16
71645040	50x40x50	96	79	265	104	124	94	*16
71646325	63x25x63	115	96	336	133	116	63	*16
71646332	63x32x63	115	63	336	133	113	67	*16
71646340	63x40x63	115	79	336	133	136	94	*16
71646350	63x50x63	115	96	336	133	143	111	*16
71647563	75x63x75	129	115	365	136	170	123	*16
71649063	90x63x90	155	115	415	154	192	133	*16
71649075	90x75x90	155	129	407	154	195	136	*16
71641190	110x90x110	183	155	535	203	231	156	*16

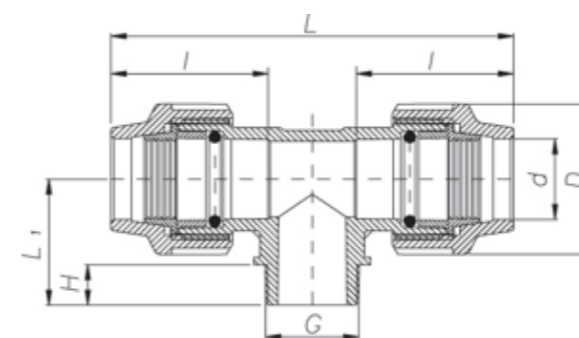
*Pressure rating varies. Please inquire with sales for specific requirements

CODE	dxGxd	D	L	I	H	LI	PN
71842015	20x1/2"x20	46	139	56	16	35	*16
71842020	20x3/4"x20	46	139	56	17	36	*16
71842515	25x1/2"x25	55	160	63	16	35	*16
71842520	25x3/4"x25	55	160	63	17	36	*16
71842525	25x1"x25	55	160	63	19	38	*16
71843215	32x1/2"x32	63	183	68	16	35	*16
71843220	32x3/4"x32	63	183	68	17	36	*16
71843225	32x1"x32	63	183	68	20	39	*16
71843232	32x11/4"x32	63	183	68	22	41	*16
71844025	40x1"x40	79	218	81	20	44	*16
71844032	40x11/4"x40	79	218	81	22	44	*16
71845040	40x11/2"x40	79	218	81	22	44	*16
71845032	50x11/4"x50	96	264	103	24	49	*16
71845040	50x11/2"x50	96	264	103	25	50	*16
71845050	50x2"x50	96	264	103	29	54	*16
71846340	63x11/2"x63	115	335	130	25	60	*16
71846350	63x2"x63	115	335	130	27	62	*16
71846360	63x21/2"x63	115	335	130	28	63	*16
71847560	75x21/2"x75	129	365	137	32	70	*16
71847580	75x3"x75	129	365	137	35	73	*16
71849080	90x3"x90	155	408	155	35	73	*16
71849010	90x4"x90	155	408	155	41	81	*16
71841110	110x4"x110	183	538	211	42	98	*16

*Pressure rating varies. Please inquire with sales for specific requirements



Information presented here is for reference only and may not be complete. All dimensions are nominal and may vary from actual dimension. For accurate dimensional data and other information please contact ACU-TECH sales



Information presented here is for reference only and may not be complete. All dimensions are nominal and may vary from actual dimension. For accurate dimensional data and other information please contact ACU-TECH sales

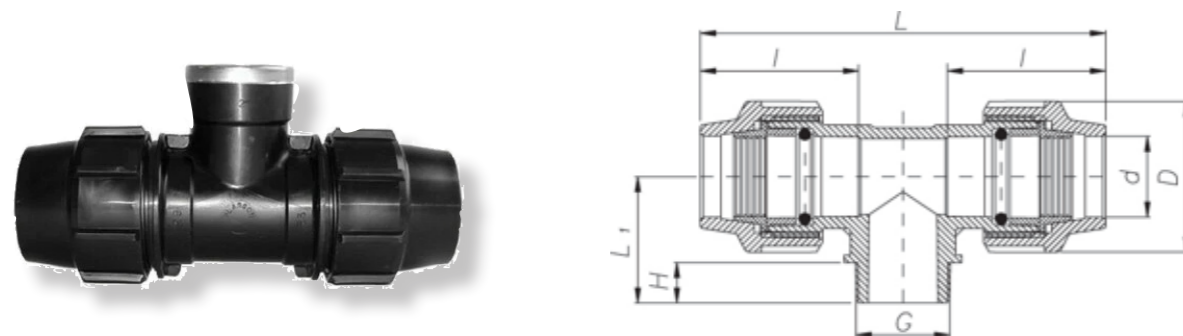
CODE	dxGxd	D	L	I	H	LI	PN
71742015	20x1/2"x20	46	139	55	19	47	**16
71742020	20x3/4"x20	46	139	55	19	47	**16
71742515	25x1/2"x25	55	160	63	16	50	**16
71742520	25x3/4"x25	55	160	63	16	50	**16
71742525	25x1"x25	55	160	63	21	55	**16
71743220	32x1/2"x32	63	183	68	17	53	**16
71743220	32x3/4"x32	63	183	68	17	53	**16
71743225	32x1"x32	63	183	68	21	57	**16
71743232	*32x1 1/4"x32	63	183	68	24	60	**16
71744025	40x1"x40	79	205	81	21	45	**16
71744032	*40x1 1/4"x40	79	217	81	25	49	**16
71744040	*40x1 1/2"x40	79	210	81	23	47	**16
71745040	50x1/2"x50	96	254	97	31	61	**16
71745032	*50x1 1/4"x50	96	254	97	24	54	**16
71745040	50x1 1/2"x50	96	254	97	24	54	**16
71745050	50x2"x50	96	254	97	27	57	**16
71746332	*63x1 1/4"x63	115	313	123	27	62	**16
71746340	*63x1 1/2"x63	115	313	123	27	62	**16
71746350	63x2"x63	115	313	123	30	65	**16
71746360	*63x2 1/2"x63	115	313	123	30	65	**16
71747550	75x2"x75	129	362	138	35	84	**16
71747560	75x2 1/2"x75	129	362	138	35	84	**16
71749080	75x3"x75	129	362	138	36	85	**16
71749060	*90x2 1/2"x90	155	406	154	43	91	**16
71749080	*90x3"x90	155	406	154	47	95	**16
71749010	*90x4"x90	155	406	154	47	95	**16
71741180	*110x3"x110	183	534	205	41	104	**16
71741110	110x4"x110	183	534	205	45	104	**16

CODE	d	D	L	I	PN
72740020	20	46	70	65	*16
72740025	25	55	77	72	*16
72740032	32	63	85	79	*16
72740040	40	79	89	83	*16
72740050	50	96	111	100	*16
72740063	63	115	135	123	*16
72740075	75	129	158	137	*16
72740090	90	155	179	158	*16
72740110	110	183	226	202	*16

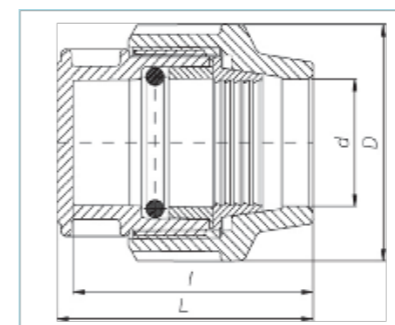
*Pressure rating varies. Please inquire with sales for specific requirements

*The threaded end is reinforced with a stainless steel ring

**Pressure rating varies. Please inquire with sales for specific requirements

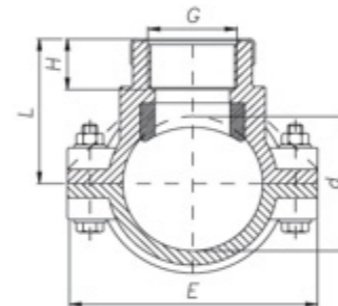


Information presented here on page 112 & 113 is for reference only and may not be complete. All dimensions are nominal and may vary from actual dimension. For accurate dimensional data and other information please contact ACU-TECH sales



CODE	d	Nominal Flange Size		DN	D	L	I	E	F	C	n	PN
		mm	inch									
74145040	40	50	2	40	79	141	128	152	110	18x4	4	*16
74145040	50	50	2	40	96	162	148	152	110	18x4	4	*16
74145050	50	65	2.5	50	96	162	148	165	125	18x4	4	*16
74146350	63	65	2.5	50	115	193	178	165	125	18x4	4	*16
74146360	63	80	3	65	115	193	178	184	144	18x4	4	*16
74147560	75	80	3	65	129	201	186	184	144	18x4	4	*16
74149010	90	100	4	100	155	223	202	220	180	18x4	8	*16
74141110	110	100	4	100	183	253	233	220	180	18x4	8	*16

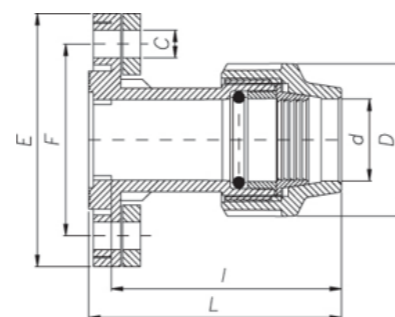
*Pressure rating varies. Please inquire with sales for specific requirements



CODE	dxG	L	H	E	F	n	PN
72342015	20x1/2"	45	25	80	54	2	*16
72342515	25x1/2"	37	19	80	54	2	*16
72342520	25x3/4"	43	22	80	54	2	*16
72343215	32x1/2"	52	24	80	64	4	*16
72343220	32x3/4"	46	18	80	64	4	*16
72344015	40x1/2"	51	17	87	74	4	*16
72344020	40x3/4"	53	20	87	74	4	*16
72344025	40x1"	60	21	87	74	4	*16
72345015	50x1/2"	65	24	102	78	4	*16
72345020	50x3/4"	66	26	102	78	4	*16
72345025	50x1"	65	24	102	78	4	*16
72346315	63x1/2"	70	24	116	88	4	*16
72346320	63x3/4"	86	23	116	88	4	*16
72346325	63x1"	58	20	116	88	4	*16
72346332	63x1 1/4"	70	26	116	88	4	*16
72346340	63x1 1/2"	63	28	116	88	4	*16
72347515	75x1/2"	81	25	130	88	4	*16
72347520	75x3/4"	81	26	130	88	4	*16
72347525	75x1"	80	26	130	88	4	*16
72347532	75x1 1/4"	81	26	130	88	4	*16
72347540	75x1 1/2"	80	26	130	88	4	*16
72347550	75x2"	84	30	130	88	4	*16
72349015	90x1/2"	90	25	150	88	4	*16
72349020	90x3/4"	90	27	150	88	4	*16
72349025	90x1"	90	27	150	88	4	*16
72349032	90x1 1/4"	90	24	150	88	4	*16
72349040	90x1 1/2"	90	30	150	88	4	*16
72349050	90x2"	90	29	150	88	4	*16
72341115	110x1/2"	100	24	175	107	6	*16
72341120	110x3/4"	100	27	175	107	6	*16
72341125	110x1"	100	25	175	107	6	*16
72341132	110x1 1/4"	100	26	175	107	6	*16
72341140	110x1 1/2"	105	30	175	107	6	*16
72341150	110x2"	105	30	175	107	6	*16

Larger Dimensions and lower pressure ratings available on request

*Pressure rating varies. Please inquire with sales for specific requirements



Information presented here is for reference only and may not be complete. All dimensions are nominal and may vary from actual dimension. For accurate dimensional data and other information please contact ACU-TECH sales

Information presented here is for reference only and may not be complete. All dimensions are nominal and may vary from actual dimension. For accurate dimensional data and other information please contact ACU-TECH sales

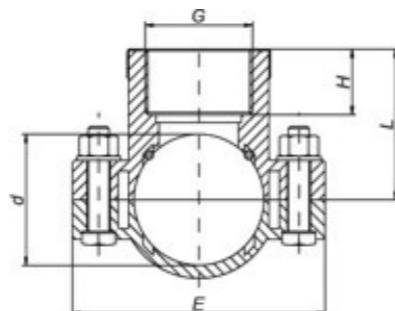
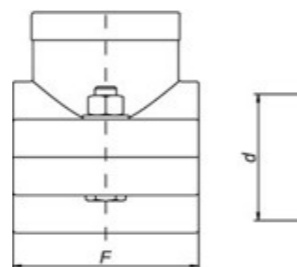
CLAMP SADDLE

PN10/PN6

CODE	dxG	L	H	E	F	n	PN
72362515	25x1/2"	38	20	76	49	2	*10
72362520	25x3/4"	38	21	76	49	2	*10
72363215	32x1/2"	41	17	81	56	2	*10
72363220	32x3/4"	41	21	81	56	2	*10
72363225	32x1"	44	23	81	56	2	*10
72364015	40x1/2"	41	17	81	60	2	*10
72364020	40x3/4"	46	18	81	60	2	*10
72364025	40x1"	46	23	81	60	2	*10
72365015	50x1/2"	50	17	98	69	4	*10
72365020	50x3/4"	50	18	98	69	4	*10
72365025	50x1"	52	20	98	69	4	*10
72365032	50x1 1/4"	57	25	98	69	4	*10
72366315	63x1/2"	55	16	105	79	4	*10
72366320	63x3/4"	55	18	105	79	4	*10
72366325	63x1"	59	20	105	79	4	*10
72366332	63x1 1/4"	63	25	105	79	4	*10
72366340	63x1 1/2"	63	28	105	79	4	*10
72367515	75x1/2"	62	17	120	90	4	*10
72367520	75x3/4"	62	18	120	90	4	*10
72367520	75x1"	65	21	120	90	4	*10
72367532	75x1 1/4"	68	24	120	90	4	*10
72367540	75x1 1/2"	68	23	120	90	4	*10
72367550	75x2"	72	27	120	90	4	*10
72369015	90x1/2"	70	17	135	90	4	*10
72369020	90x3/4"	70	19	135	90	4	*10
72369025	90x1"	72	21	135	90	4	*10
72369032	90x1 1/4"	76	24	135	90	4	*10
72369040	90x1 1/2"	76	24	135	90	4	*10
72369050	90x2"	80	27	135	90	4	*10
72361115	110x1/2"	80	17	168	99	4	*10
72361120	110x3/4"	80	19	168	99	4	*10
72361125	110x1"	84	20	168	99	4	*10
72361132	110x1 1/4"	86	23	168	99	4	*10
72361140	110x1 1/2"	86	23	168	99	4	*10
72361150	110x2"	90	27	190	99	4	*10
72361215	125x1/2"	108	25	190	106	6	*10
72361220	125x3/4"	108	26	190	106	6	*10
72361225	125x1"	109	26	190	106	6	*10
72361232	125x1 1/4"	109	25	190	106	6	*10
72361240	125x1 1/2"	113	28	215	106	6	*10
72361250	125x2"	113	30	215	106	6	*10
72361250	160x3/4"	108	19	215	175	6	*6

CODE	dxG	L	H	E	F	n	PN
72361625	160x1"	110	21	215	175	6	*6
72361632	160x1 1/4"	113	24	215	175	6	*6
72361640	160x1 1/2"	115	26	215	175	6	*6
72361650	160x2"	117	30	215	175	6	*6
7236160	160x2 1/2"	125	32	215	175	6	*6
72361680	160x3"	134	35	215	175	6	*6
72361610	160x4"	135	40	215	175	6	*6
72362020	200x3/4"	128	23	262	175	6	*6
72362025	200x1"	130	23	262	175	6	*6
72362032	200x1 1/4"	133	23	262	175	6	*6
72362040	200x1 1/2"	133	23	262	175	6	*6
72362050	200x2"	135	30	262	175	6	*6
72362060	200x2 1/2"	150	32	262	175	6	*6
72362080	200x3"	152	35	262	175	6	*6
72362010	200x4"	155	42	262	175	6	*6

NOTE: These fittings are designed for low pressure irrigation and industrial pipelines only.



THREADED FITTINGS

BUSH



CODE	DIAMETER	PN
75742015	3/4" x 1/2"	*10
75742515	1" x 1/2"	*10
75742520	1" x 3/4"	*10
75743215	1 1/4" x 1/2"	*10
75743220	1 1/4" x 3/4"	*10
75743225	1 1/4" x 1"	*10
75744020	1 1/2" x 3/4"	*10
75744025	1 1/2" x 1"	*10
75744032	1 1/2" x 1 1/4"	*10
75745020	2" x 3/4"	*10
75745032	2" x 1"	*10
75745032	2" x 1 1/4"	*10
75745040	2" x 1 1/2"	*10
75746550	2 1/2" x 2"	*10
75748050	3" x 2"	*10
75748065	3 x 2 1/2"	*10

MALE-FEMALE 90° BEND



CODE	DIAMETER	PN
79140015	1/2" x 1/2"	*10
79140020	3/4" x 3/4"	*10
79140025	1" x 1"	*10
79140032	1 1/4" x 1 1/4"	*10
79140040	1 1/2" x 1 1/2"	*10
79140050	2" x 2"	*10

EQUAL TEE FEMALE



CODE	DIAMETER	PN
79240015	1/2" x 1/2" x 1/2"	*10
79240020	3/4" x 3/4" x 3/4"	*10
79240025	1" x 1" x 1"	*10
79240032	1 1/4" x 1 1/4" x 1 1/4"	*10
79240040	1 1/2" x 1 1/2" x 1 1/2"	*10
79240050	2" x 2" x 2"	*10

*Pressure rating varies. Please inquire with sales for specific requirements

Information presented here on page 116 and 117 is for reference only and may not be complete. All dimensions are nominal and may vary from actual dimension. For accurate dimensional data and other information please contact ACU-TECH sales

NIPPLE



CODE	DIAMETER	PN
75840015	1/2" x 1/2"	*10
75840020	3/4" x 3/4"	*10
75840025	1" x 1"	*10
75840032	1 1/4" x 1 1/4"	*10
75840040	1 1/2" x 1 1/2"	*10
75840050	2" x 2"	*10
75840065	2 1/2" x 2 1/2"	*10
75840080	3" x 3"	*10

REDUCING NIPPLE



CODE	DIAMETER	PN
75942015	3/4" x 1/2"	*10
75942520	1" x 3/4"	*10
75943225	1 1/4" x 1"	*10
75944032	1 1/2" x 1 1/4"	*10
75945040	2" x 1 1/2"	*10
75946550	2 1/2" x 2"	*10
75948065	3 x 2 1/2"	*10

THREADED CAP




CODE	DIAMETER	PN
75340015	1/2"	*10
75340020	3/4"	*10
75340025	1"	*10
75340032	1 1/4"	*10
75340040	1 1/2"	*10
75340050	2"	*10

THREADED PLUG



CODE	DIAMETER	PN
75240015	1/2"	*10
75240020	3/4"	*10
75240025	1"	*10
75240032	1 1/4"	*10
75240040	1 1/2"	*10
75240050	2"	*10
75240065	2 1/2"	*10
75240080	3"	*10

SOCKET



CODE	DIAMETER	PN
75440015	1/2" x 1/2"	*10
75440020	3/4" x 3/4"	*10
75440025	1" x 1"	*10
75440032	1 1/4" x 1 1/4"	*10
75440040	1 1/2" x 1 1/2"	*10
75440050	2" x 2"	*10
75440065	2 1/2" x 2 1/2"	*10
75440080	3" x 3"	*10

REDUCING SOCKET



CODE	DIAMETER	PN
75542015	3/4" x 1/2"	*10
75542520	1" x 3/4"	*10
75543225	1 1/4" x 1"	*10
75544032	1 1/2" x 1 1/4"	*10
75545040	2" x 1 1/2"	*10
75546550	2 1/2" x 2"	*10
75548065	3" x 2 1/2"	*10

FEMALE - MALE REDUCER

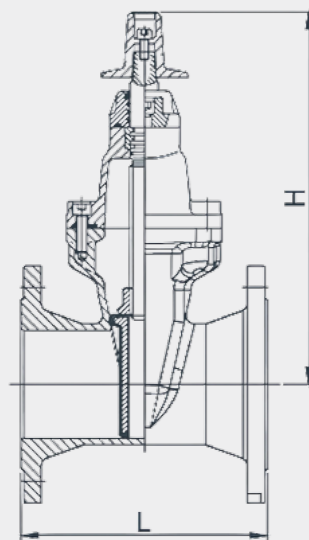


CODE	DIAMETER	PN
75641510	1/2" x 3/8"	*10
75642015	3/4" x 1/2"	*10
75642515	1" x 1/2"	*10
75642520	1" x 3/4"	*10
75643220	1 1/4" x 3/4"	*10
75643225	1 1/4" x 1"	*10
75644032	1 1/2" x 1 1/4"	*10
75645040	2 x 1 1/2"	*10

*Pressure rating varies. Please inquire with sales for specific requirements

Information presented here on page 118 & 119 is for reference only and may not be complete. All dimensions are nominal and may vary from actual dimension. For accurate dimensional data and other information please contact ACU-TECH sales

RESILIENT SEATED GATE VALVES



Specification:

- Triple O-Ring Stem Seal.
- Flange and Drilling comply with AS4087 (AS2129 Table E also available).
- Face to Face dimensions according to AS/NZS 2638.2
- Working Pressure: 16bar for AS4087 PN16 or 14bar for AS2129 Table E.
- DI Body, DI Wedge encapsulated with portable water EPDM.
- Gate valve complies with AS2638.2-2011.

Corrosion Protection

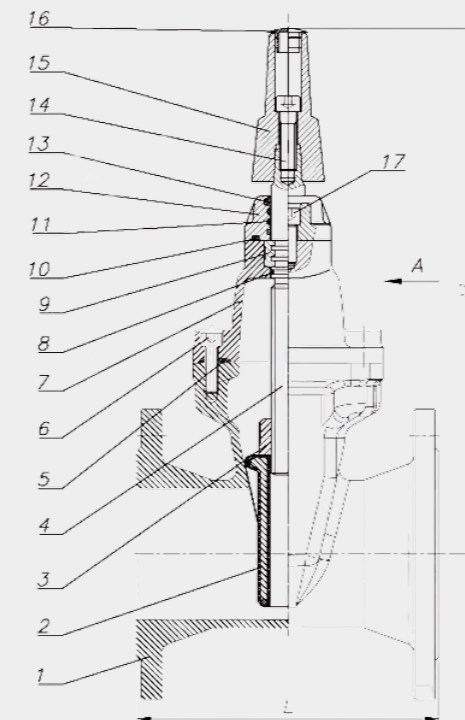
- Internally and Externally Fusion Bonded Epoxy Powder Coated.

Options

- Operated with Handweel, Operating Nut.
- Anti clockwise and clockwise direction.

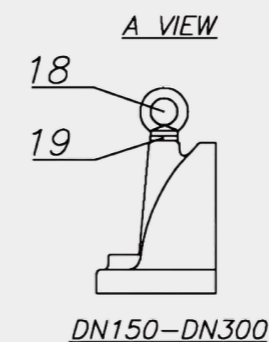
DN	CODE	L	H
80	GAT080	203	306
100	GAT100	229	345
150	GAT150	267	444
200	GAT200	292	554
250	GAT250	330	659
300	GAT300	356	742

RESILIENT SEATED GATE VALVES



NO	DESCRIPTION	MATERIAL
1	Body	Ductile Iron, AS1831, Gr.450-10
2	Wedge	Ductile Iron with EPDM Encapsulated
3	Wedge Nut	Bronze, ASTM B148, C95200
4	Spindle	Stainless Steel, ASTM A276, Gr.431
5	Gasket	Rubber, AS1646 Series EPDM
6	Socket Screw	Stainless Steel, ASTM A276, Gr.316
7	Bonnet	Ductile Iron, AS1831, Gr. 450-10
8	O-Ring	Rubber, AS1646, NBR
9	Thrust Collar	Bronze, ASTM B148, C95200
10	O-Ring	Rubber, AS1646, NBR
11	O-Ring	Rubber, AS1646, NBR
12	Gland	Ductile Iron, AS1831, Gr. 450-10
13	Dustband	Rubber, AS1646, NBR
14	Socket Screw	Stainless Steel, ASTM A276, Gr.316
15	Spindle Cap	Ductile Iron, AS1831, Gr.450-10
16	Cap Top Plug	Plastic, PE
17	Socket Screw	Stainless Steel, ASTM A276, Gr.316
18	Eyebolt	Stainless Steel, ASTM A276, Gr.316
19	Washer	Stainless Steel, ASTM A276, Gr.316

Note: Large sizes available on request.





Drain Pipe Solutions

Acu-Tech provides a complete selection of drain pipe solutions to suit all polyethylene piping requirements and solutions.

For more information call us now on 1300 270 270.



DRAIN PIPE SIZES

PIPE SIZE (mm)	NOMINAL BORE	PACK CODE	QTY	SDR
50	40	300005	10	SDR26
56	50	300006	10	SDR26
63	50	300007	10	SDR26
75	65	300009	10	SDR26
90	80	300011	10	SDR26
110	100	300013	10	SDR26
125	115	300015	5	SDR26
160	150	300017	5	SDR26
200	184	300019	4	SDR26
200	187	300020	4	SDR33
250	230	300021	2	SDR26
250	234	300022	2	SDR33
315	290	300023	1	SDR26
315	296	300024	1	SDR33

DRAIN EF COUPLING



FITTING SIZE (mm)	NOMINAL BORE	CODE
50	40	350003
56	50	350004
63	50	350005
75	65	350007
90	80	350009
110	100	350011
125	115	350013
160	150	350015

DRAIN EF COUPLING (LARGE Ø)



FITTING SIZE (mm)	NOMINAL BORE	CODE
200	185	20160200
250	225	20160250
315	300	20160315

88.5° BEND



FITTING SIZE (mm)	NOMINAL BORE	CODE
50	40	304003
56	50	304004
63	50	304005
75	65	304007
90	80	304009
110	100	304011
125	115	304013
160	150	304015

90° SEGMENTED BEND



FITTING SIZE (mm)	NOMINAL BORE	CODE
200	185	304017
250	225	304021
315	300	304023



Information presented on page 122 & 123 is for reference only and may not be exhaustive. All dimensions are nominal and may vary from actual dimension. For accurate dimensional data and any other details, please contact sales@acu-tech.com.au

45° BEND



FITTING SIZE (mm)	NOMINAL BORE	CODE
50	40	306005
56	50	306006
63	50	306007
75	65	306009
90	80	306011
110	100	306013
125	115	306015
160	150	306017

45° SEGMENTED BEND



FITTING SIZE (mm)	NOMINAL BORE	CODE
200	185	306019
250	225	306021
315	300	306023

30° BEND



FITTING SIZE (mm)	NOMINAL BORE	CODE
110	100	302013
160	150	302017

15° BEND



FITTING SIZE (mm)	NOMINAL BORE	CODE
110	100	301542
160	150	301550

Information presented here is for reference only and may not be exhaustive. All dimensions are nominal and may vary from actual dimension. For accurate dimensional data and any other details, please contact sales@acu-tech.com.au

60° SEGMENTED BEND



FITTING SIZE (mm)	NOMINAL BORE	CODE
110	100	303411
125	115	303413
160	150	303415
200	185	303417
250	225	303419
315	300	303421

15° SEGMENTED BEND



FITTING SIZE (mm)	NOMINAL BORE	CODE
110	100	303111
125	115	303113
160	150	303115
200	185	303117
250	225	303119
315	300	303121

30° SEGMENTED BEND



FITTING SIZE (mm)	NOMINAL BORE	CODE
110	100	303211
125	115	303213
160	150	303215
200	185	303217
250	225	303219
315	300	303221

5° SEGMENTED BEND



FITTING SIZE (mm)	NOMINAL BORE	CODE
110	100	303011
125	115	303013
160	150	303015
200	185	303017
250	225	303019
315	300	303021

45° T JUNCTION



FITTING SIZE (mm)	NOMINAL BORE	CODE
50 x 50	40 x 40	309005
56 x 50	50 x 40	310006
56 x 56	50 x 50	309006
63 x 50	50 x 40	310007
63 x 56	50 x 50	310008
63 x 63	50 x 50	309007
75 x 50	65 x 40	310011
75 x 56	65 x 50	310012
75 x 63	65 x 50	310014
75 x 75	65 x 65	309009
90 x 50	80 x 40	310015
90 x 56	80 x 50	310006
90 x 63	80 x 50	310018
90 x 75	80 x 65	310010
90 x 90	80 x 80	309011
110 x 50	100 x 40	310019
110 x 56	100 x 50	310020
110 x 63	100 x 50	310021
110 x 75	100 x 65	310023
110 x 90	100 x 80	310025
110 x 110	100 x 100	309013
125 x 110	115 x 100	310037
125 x 125	115 x 115	309013
160 x 110	150 x 100	310039
160 x 125	150 x 115	310041
160 x 160	150 x 150	309017

Information presented here is for reference only and may not be exhaustive. All dimensions are nominal and may vary from actual dimension. For accurate dimensional data and any other details, please contact sales@acu-tech.com.au

45° FABRICATED JUNCTION



FITTING SIZE (mm)	NOMINAL BORE	CODE
200 x 110	185 x 100	310043
200 x 125	185 x 115	310045
200 x 160	185 x 150	310047
200 x 200	185 x 185	309019
250 x 110	225 x 100	310049
250 x 125	225 x 115	310051
250 x 160	225 x 150	310053
250 x 200	225 x 185	310055
250 x 250	225 x 225	309021
315 x 110	300 x 100	310057
315 x 125	300 x 115	310059
315 x 160	300 x 150	310061
315 x 200	300 x 185	310063
315 x 250	300 x 225	310065
315 x 315	300 x 300	309023

45° DOUBLE JUNCTION



FITTING SIZE (mm)	NOMINAL BORE	CODE
110 x 110	100 x 100	314005

85.5° JUNCTION



FITTING SIZE (mm)	NOMINAL BORE	CODE
50 x 50	40 x 40	312005
56 x 50	50 x 40	313002
56 x 56	50 x 50	312006
63 x 50	50 x 40	313012
63 x 56	50 x 50	313032
63 x 63	50 x 50	312007
75 x 50	65 x 40	313005
75 x 56	65 x 50	313006
75 x 63	65 x 50	313010
75 x 75	65 x 65	312009
90 x 50	80 x 40	313009
90 x 56	80 x 50	310006
90 x 63	80 x 50	313028
90 x 75	80 x 65	313036
90 x 90	80 x 80	312011
110 x 50	100 x 40	313013
110 x 56	100 x 50	313014
110 x 63	100 x 50	313015
110 x 75	100 x 65	313017
110 x 90	100 x 80	313019
110 x 110	100 x 100	312013
160 x 110	150 x 100	313023
160 x 160	150 x 150	312017

Information presented here is for reference only and may not be exhaustive. All dimensions are nominal and may vary from actual dimension. For accurate dimensional data and any other details, please contact sales@acu-tech.com.au

85.5° FABRICATED JUNCTION



FITTING SIZE (mm)	NOMINAL BORE	CODE
200 x 110	185 x 100	313027
200 x 125	185 x 115	313029
200 x 160	185 x 150	313031
200 x 200	185 x 185	312019
250 x 110	225 x 100	313033
250 x 125	225 x 115	313035
250 x 160	225 x 150	313037
250 x 200	225 x 185	313039
250 x 250	225 x 225	312021
315 x 110	300 x 100	313041
315 x 125	300 x 115	313043
315 x 160	300 x 150	313045
315 x 200	300 x 185	313047
315 x 250	300 x 225	313049
315 x 315	300 x 300	312023

85.5° SWEPT JUNCTION



FITTING SIZE (mm)	NOMINAL BORE	CODE
110 x 110	100 x 100	312025

88.5° DOUBLE JUNCTION



FITTING SIZE (mm)	NOMINAL BORE	CODE
110 x 110	100 x 100	318005

NOTE: Larger diameters can be fabricated to order.

HORIZONTAL INSPECTION ACCESS PIPE



FITTING SIZE (mm)	NOMINAL BORE	CODE
50	40	348003
56	50	348004
63	50	348005
75	65	348007
90	80	348009
110 Hertz.	100	348011
110 Vert.	100	348011B
160 x 110	150 x 100	348014
160 x 160	150 x 150	348015

EXPANSION SOCKET



FITTING SIZE (mm)	NOMINAL BORE	CODE
50	40	328003
56	50	328004
63	50	328005
75	65	328007
90	80	328009
110	100	328012
160	150	328015
200	185	328017
250	225	328019
315	300	328021

PALAZZI TRAP



FITTING SIZE (mm)	NOMINAL BORE	CODE
110 x 56	100 x 50	811056
110 x 63	100 x 50	811063
110 x 75	100 x 65	811075
110 x 110	100 x 100	811110
160 x 110	150 x 100	811161
160 x 160	150 x 150	811160

RING SEAL SOCKET



NOTE: Larger diameters can be fabricated to order.

FITTING SIZE (mm)	NOMINAL BORE	CODE
50	40	324003
56	50	324004
63	50	324005
75	65	324007
90	80	324009
110	100	324012
160	150	324015
200	185	324017
250	225	324019
315	300	324021

P TRAP - FIXED STYLE



FITTING SIZE (mm)	NOMINAL BORE	CODE
50	40	855258
56	50	856518
63	50	856518
75	65	857528
90	80	859538
110	100	860548
160	150	860550

P TRAP - ADJUSTABLE STYLE



FITTING SIZE (mm)	NOMINAL BORE	CODE
50	40	845258
56	50	846518
63	50	846519
75	65	847528
90	80	849538
90 x 75	80 x 65	849538P
110	100	850548
110 x 75	100 x 65	850548P
160	150	850550

S&P COMBINATION TRAP



FITTING SIZE (mm)	NOMINAL BORE	CODE
56	50	320150B

Information presented here is for reference only and may not be exhaustive. All dimensions are nominal and may vary from actual dimension. For accurate dimensional data and any other details, please contact sales@acu-tech.com.au

ECCENTRIC REDUCER



FITTING SIZE (mm)	NOMINAL BORE	CODE
56 x 50	50 x 40	358002
63 x 50	50 x 40	358005
63 x 56	50 x 50	358006
75 x 50	65 x 40	358009
75 x 56	65 x 50	358010
75 x 63	65 x 50	358011
90 x 50	80 x 40	358015
90 x 56	80 x 50	358016
90 x 63	80 x 50	358017
90 x 75	80 x 65	358019
110 x 50	100 x 40	358023
110 x 56	100 x 50	358024
110 x 63	100 x 50	358025
110 x 75	100 x 65	358027
110 x 90	100 x 80	358059
125 x 110	115 x 100	358031
160 x 110	150 x 100	358038
160 x 125	150 x 115	358039
200 x 110*	185 x 100	358045
200 x 160*	185 x 150	358049
250 x 160*	225 x 150	358050
250 x 200*	225 x 185	358055
315 x 200*	300 x 185	358061
315 x 250*	300 x 225	358063

CONCENTRIC REDUCER



FITTING SIZE (mm)	NOMINAL BORE	CODE
56 x 50	50 x 40	336002
63 x 50	50 x 50	336005
63 x 56	50 x 50	336006
75 x 50	65 x 40	336007
75 x 56	65 x 50	336010
75 x 63	65 x 50	336011
90 x 50	80 x 40	336015
90 x 56	80 x 50	336016
90 x 63	80 x 50	336017
90 x 75	80 x 65	336019
110 x 50	100 x 40	336023
110 x 56	100 x 50	336024
110 x 63	100 x 50	336025
110 x 75	100 x 65	336027
110 x 90	100 x 80	336029
160 x 110	150 x 100	336041

IN-PIPE ADAPTER



FITTING SIZE (mm)	NOMINAL BORE
110	100

BUCKET TRAP



FITTING SIZE (mm)	NOMINAL BORE	CODE
250 x 110	225 x 100	BT25011
250 x 160	225 x 150	BT25016

Note:

- Inlets or adapters to DWV welded into order.
- Includes Standard 5mm Stainless Steel Grate.
- Anti-skid coating available on request.

STAINLESS STEEL BASKET



TYPE	DESCRIPTION	CODE
A- Solid Bottom	For sand and silt, etc.	SSB25A
C- Fully Perforated	For food prep areas, etc.	SSB25C

WC PAN COLLAR



FITTING SIZE (mm)	NOMINAL BORE	CODE
110	100	352003

WELD ON END CAP



FITTING SIZE (mm)	NOMINAL BORE	CODE
50	40	340625
56	50	340626
63	50	340627
75	65	340628
90	80	340629
110	100	340630
125	115	340631
160	150	340633
200	185	340634
250	225	340635
315	300	340636



Information presented here is for reference only and may not be exhaustive. All dimensions are nominal and may vary from actual dimension. For accurate dimensional data and any other details, please contact sales@acu-tech.com.au



MALE THREAD ADAPTER



FITTING SIZE (mm)	NOMINAL BORE	CODE
50	40mm (1½")	23545040
56	50mm (2")	23545650
63	50mm (2")	2356350
75	65mm (2½")	23547565
90	80mm (3")	23549080
110	100mm (4")	23541110

STOP END COMPLETE



FITTING SIZE (mm)	NOMINAL BORE	CODE
50	40	340003
56	50	340004
63	50	340005
75	65	340007
90	80	340009
110	100	340011
160	150	340016

NUT & TAIL



FITTING SIZE (mm)	NOMINAL BORE	CODE
50	1½"	924757
50	2"	924758
56	1½"	92459
56	2"	924760
63	2"	92461

4 WAY RISER 88.5°



FITTING SIZE (mm)	NOMINAL BORE	CODE
90 x 63 x 50	80 x 50 40	318710
110 x 56 x 50	100 x 50 x 40	318712
110 x 56	100 x 50	318715
110 x 63	100 x 50	318719
110 x 63 x 50	100 x 50 x 40	318720
110 x 75 (3-Way)	100 x 65	318721

DWV TO HDPE ADAPTER



NOTE:
 1. Flow from DWV to HDPE.
 2. *HDPE Drain EF Coupling required.

DWV SIZE (mm)	HDPE SIZE	CODE
40	*50	325040
50	50	325050
40	56	325640
50	*56	324004D
50	*63	326350
65	63	326365
65	*75	327565
80	75	327565
80	*90	329080
100	*110	324011D
150	*160	324015D
175	*200	324017D
225	*250	324019D
300	*315	324021D

COPPER TO HDPE RUBBER GROMMET ADAPTER



FITTING SIZE (mm)	NOMINAL BORE	CODE
40	50	334005
50	63	334009

NOTE: Flow from Copper to HDPE.

HDPE TO DWV ADAPTER



FITTING SIZE (mm)	NOMINAL BORE	CODE
110	100	321011
160	150	321516

NOTE: Flow from HDPE to DWV.

COPPER TO HDPE ADAPTER



NOTE:
 1. Flow from Copper to HDPE.
 2. *HDPE Drain EF Coupling required.

DWV SIZE (mm)	HDPE SIZE	CODE
50	*50	324003C
50	*56	335650
65	*63	336365
65	*75	337565
80	*75	337580
80	*90	339080
100	*100	331110

Information presented here is for reference only and may not be exhaustive. All dimensions are nominal and may vary from actual dimension. For accurate dimensional data and any other details, please contact sales@acu-tech.com.au

PUDDLE FLANGE



FITTING SIZE (mm)	NOMINAL BORE	CODE
50	40	344050
56	50	344056
63	50	344063
75	65	344075
90	80	344090
110	100	344110
160	150	344160
200	175	344200
250	225	344250
315	300	344315

NOTE: Non-Standard Puddle Flanges made to order.


FLOOR GRATE - DROP IN STYLE



FITTING SIZE (mm)	NOMINAL BORE	CODE
110	100	321103
160	150	321603

NOTE: Comes in standard with 2mm plain finish stainless steel gate.
Anti-slip coating available on request.


BOLTED TAP SCREW - DROP IN STYLE



FITTING SIZE (mm)	NOMINAL BORE	CODE
90 x 63 x 50	80 x 50 40	318710
110 x 56 x 50	100 x 50 x 40	318712

NOTE: Comes in standard with 2mm plain finish stainless steel gate.
Anti-slip coating available on request.

STUB FLANGE ADAPTER



FITTING SIZE (mm)	NOMINAL BORE	CODE
50	40	34160050
56	50	34160056
63	50	34160063
75	65	34160075
90	80	34160090
110	100	34160110
125	115	34160125
160	150	34160160
200	185	43160200
250	225	34160250
315	300	34160315

BOLT SETS - TABLE D STEEL FLANGE CONNECTION



NOTE: Also available in stainless steel

HDPE FLANGE SIZE (mm)	STEEL FLANGE SIZE METRIC	MAX. FLANGE THICKNESS	CODE GALVANISED M/S
50	40	14	9661 0050
56	50	15	9661 0056
63	50	16	9661 0063
75	65	24	9661 0075
90	80	20	9661 0090
110	100	40	9662 0110
125	125	40	9662 0125
160	150	30	9662 0160
200	200	36	9662 0200
250	250	38	9662 0250
315	300	36	9662 0315

GMS TABLE D BACKING FLANGE



FITTING SIZE (mm)	NOMINAL FLANGE SIZE	NOMINAL INCH SIZE	CODE
50	40	1½"	5441 0500
56	50	2"	5441 5663
63	50	2"	5441 0063
75	65	2½"	5441 0075
90	80	3"	5441 0090
110	100	4"	5441 0110
125	100	4"	5441 4125
125	115	5"	5441 5125
160	150	6"	5441 0160
200	200	8"	5441 0200
250	250	10"	5441 0250
315	300	12"	5441 0315

GASKET - FULL FACE 3MM RUBBER INSERTION



FITTING SIZE (MM)	NOMINAL BORE	CODE
50	40	9685 0050
56	50	9685 0056
63	50	9685 0063
75	65	9685 0075
90	80	9685 0090
110	100	9685 0110
125	115	9685 0125
160	150	9685 0160
200	185	9685 0200
250	225	9685 0250
315	300	9685 0315

Information presented here is for reference only and may not be exhaustive. All dimensions are nominal and may vary from actual dimension. For accurate dimensional data and any other details, please contact sales@acu-tech.com.



Additional Services

We have many additional services to assist you in completing your project.

Need more information? Call us now on 1300 270 270.



Fabrication Services

Polyethylene & Polypropylene Fabrication Services

Delivered on-time, to specification, with the documentation complete.

If you're tired of long lead times and poor quality, or need a PE fabrication job completed urgently because your client has amended their plans at the last minute, then our Acu-Fab department can help.

With a fully equipped fabrication workshop and experienced and qualified operators, Acu-Tech Piping Systems fabricates pipe spools and components from pipe and sheet to suit client requirements.

Call us now on 1300 270 270.

Design Support

Do you need a complex pipe spool or tank fabricated? Limited space to work with? Struggling with a metal corrosion problem?

The fabrication possibilities in HDPE are limited only by your imagination! The fully qualified Acu-Fab team has decades of combined experience, so fabrication complexity is a challenge we enjoy. We can fabricate almost anything from poly pipe and sheet. We work in partnership with our clients to provide bespoke, pre-fabricated solutions.


Shorter Lead Times

We understand that you are often working to tight deadlines and need your poly fabrications fast!

That's why we have a 6,000 m² HDPE fabrication facility with a fully equipped workshop to ensure your fabrication is completed on time. We also have the capacity to put on extra shifts for those really urgent jobs.

And because the Acu-Fab division is located within the Acu-Tech factory complex, raw materials are directly available which helps to reduce lead times. This also allows the Acu-Fab team access to the extensive knowledge, experience and resource of the wider Acu-Tech team.

Logistics is where we can help you reduce delays too. With in-house expertise and good relationships with quality transport companies, we'll get it to your site fast and cost effectively!





PIPEWORK FABRICATIONS:

- Pipe spool fabrication
- Pipework and valve preassembly service
- Manifolds
- Puddle flanges
- Bore headworks
- Suction lines
- Pump pipework
- Poly floats and pontoons
- Offsets
- Scour tees
- Overflows
- Suction strainers
- Full face flanges
- Flanged pipes and fittings

SHEET FABRICATIONS:

- Customised fabrications from sheet (cut/roll/bend/weld/machine)
- Fabricated plastic tanks and hoppers
- Inspection pits
- Sumps
- Chutes and chute lining
- Wear lining systems
- Pylon and pile sleeving
- Bunds and spill containment
- Machining and CNC routing of HDPE PVC and PP



Fabrication Services

Quality Assurance & Documentation

We understand that Quality Assurance and MDR (Manufacturer Data Records) are key requirements of major projects.

With the combination of:

- Quality Management Systems to ISO 9001.
- Fully qualified and experienced staff.
- Calibrated fusion welding equipment.
- Access to Polyweld Tech Academy, a NATA Accredited Weld and Materials Testing Laboratory located next door.

Acu-Fab has the capability to produce high quality fabrications in accordance with your specifications, and will ensure that all QA/QC documentation requirements are fully completed as required.





Equipment Hire & Servicing

Acu-Tech hires out welding equipment and provides service and calibration for welders.

Our hire division has a full range of butt welders, extrusion welders and electrofusion welders that can weld pipe diameters from 20mm up to 1000mm. This includes a wide variety of electrofusion equipment and butt welders, which can be useful if your team is trained to use a particular model.

If you are welding on a site without power supply, we also provide portable generators, designed to be used with poly welding equipment.

New equipment is available for sale if you prefer to invest in equipment upfront.

Work with Acu-Tech and a recommended financial advisor to facilitate capital equipment purchases. Contact our hire sales team for more information.

View the Equipment Hire website:
<https://acu-techhire.com.au/>

BUTT FUSION WELDERS

Acu-Tech Piping Systems stock a range of butt fusion welders available for sale and are all ready to go for your next piping installation project.

UFuse is a range of quality designed butt fusion welding machines that are reliable and low maintenance, ready for use at your next construction project that requires pipe installation either in the field or on-site.

Each of our welding sets consist of a:

- main machine with base frame, clamping rings and hydraulic cylinders
- hydraulic power pack
- heating element
- trimmer/cutter
- stand for the heating element and trimmer
- set of clamp inserts
- stub end device
- tool kit

Our suite of butt weld equipment has a welding size range of 32mm to 630mm (outside diameter).

Brands sold include Dixon, Ritmo and UFuse.



ELECTROFUSION WELDERS

HST300 Smart

- Operating range up to 160mm
- Professional welding control
- Data traceability management
- Automatic data logging
- 500 report memory
- Barcode scanner for data input
- Quality carry bag with shoulder strap
- USB interface for data transfer

HST300 Print 450

- Operating range up to 450mm
- Professional welding control
- Data traceability management
- Automatic data logging
- 5,000 report memory
- Data input by barcode scanner or manual input
- Bluetooth connectivity to view or transfer weld data via the WeldTrace app
- USB interface or Bluetooth for data transfer
- Welder ID management configuration

HST300 GPS Print+

- Operating range up to 1200mm
- Professional welding control
- Data traceability management to ISO 12176-2/4
- GPS recording of time and geo-coordinates
- Automatic data logging
- 10,000 report memory
- Data input by barcode scanner, Fusamatic autoID or manual input
- Bluetooth connectivity to view or transfer weld data via the WeldTrace app
- USB interface or Bluetooth for data transfer
- Dedicated print menu to transfer to (optional) label printer
- Welder ID management configuration
- Dedicated memory back-up routine
- Large, easy read display with adjustable contrast and a wide viewing angle



EXTRUSION WELDERS

Acu-Tech supplies and services a range of quality extrusion welders to suit all applications.

Contact our team on 1300 270 270 for further information.



CALIBRATION AND SERVICING


Acu-Tech's equipment department can service your electrofusion welder, butt welder or extrusion welder, as well as a range of hand tools. All major branded welding equipment can be repaired or calibrated from our fully equipped workshop in Queensland, Victoria and Western Australia.

Our experienced team can arrange consumables or spare parts from various manufacturers, either locally or from overseas suppliers.



BUTT FUSION WELDERS

Acu-Tech offer a range of butt welding machines for hire to allow you to focus on the project at hand, without the investment of equipment upfront.



Dixon

- LF110 (110mm) Butt Welder
- HF225 (225mm) Butt Welder
- EHF225 (225mm) Butt Welder
- HF350 (355mm) Butt Welder
- EHF350 (355mm) Butt Welder
- HF630 (630mm) Butt Welder



McElroy

- Pitbull 110mm Butt Welder
- Rolling 250mm Butt Welder
- T618 TracStar (450mm) Butt Welder
- T500 TracStar (500mm) Butt Welder
- T900 TracStar (900mm) Butt Welder

VAC LIFTER (GPE PL1500)

The VAC LIFTER is a versatile lifting and handling equipment designed for efficient and safe pipe transportation.

Equipped with a vacuum system, it securely adheres to various surfaces, enabling effortless lifting and moving of heavy objects without the need for slings or hooks.

Applications

- Mining
- Civil construction
- Moving large quantities of HDPE pipe
- Loading and unloading trucks

Note: Please consult the hire team for specific technical specifications and operating instructions.

SIZE (MM)	SWL (kg)
Pad 315-400	1250
Pad 500-675	2500
Pad 675-850	3000
Pad 860-1080	4500
Pad 1200-1400	5000
Spreader Bar 9000	5000
Spreader Bar 2000	5000

FEATURES

INCREASED EFFICIENCY:

The Vac Lifter's powerful vacuum system enables quick and easy lifting and handling of pipe, minimizing downtime and maximizing productivity.

SAFETY:

The secure vacuum grip eliminates the risk of materials slipping or falling, ensuring a safer working environment for your crew.

FAST & EFFICIENT PIPE HANDLING SOLUTION

Compared to traditional methods like cranes or forklifts, the Vac Lifter offers a more economical solution for lifting and handling heavy materials.

MULTIPLE PAD SIZES & SPREADER BEAMS:

Choose from a range of pad sizes and spreader beams to accommodate different object weights and dimensions.

EXCAVATOR COMPATIBILITY:

An adjustable hitch that will fit most excavators, the Vac Lifter is designed for easy operation with excavators over 15t, requiring a bi-directional hydraulic flow of 100-250 Lpm and a working load limit (WLL) of 15,000kg.



Ritmo

- 630mm All-Terrain Butt Welder




Fast Fusion

- MFT20 Mobile Fusion (500mm) Butt Welder



Disposable Welding Wipes



Pipe Cutters




Squeeze Off-Tools




Re-Rounding Clamps



Strap Clamps




Small Clamps



Multi Rotary Spring-Loaded Scraper



Mono Pipe Scraper



Turbo Pipe Scraper



Pipe Rollers



Debadders



Thermometers

DETECTABLE TAPE

Acu-Tech stocks a range of detectable underground marking tapes, offering a superior level of protection and detectability for buried utilities. Pipe mains marker tapes or detectable underground warning tapes provide an early warning and detectable signal to help identify the location of underground pipelines.

The tape is coloured and labelled according to the pipeline contents. Also known as 'visual early warning tape', pipe marking tape is laid at half-depth above the pipes for underground services, to allow for any machine operators to discover the tape before damage is caused to the pipe. The pipeline tracing tape contains a detectable wire, which allows convenient location with an electronic detector.

Acu-Tech supplies poly pipe marking tape for the following applications:

- Water pipe marking tape,
- Recycled water pipe marking tape,
- Potable water pipe marking tape,
- Gas pipe marking tape,
- Sewer pipe marking tape,
- Electricity pipe marking tape,
- Storm-water pipe marking tape,
- Communications pipe marking tape,
- Fire mains pipe marking tape.

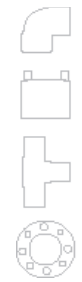
CODE	DESCRIPTION ON TAPE	COLOUR
99810004	Danger - Buried Gas Main Below	Yellow
99810008	Danger - Buried Water Main Below	Green
99810003	Danger - Buried Fire Main Below	Red
99810006	Recycled/Reclaimed Water Main Below	Purple
99810001	Danger - Communications Main buried below	White
99810002	Danger - Buried Electricity Main below	Orange
99810007	Danger - Buried Sewer Main below	Cream

Information presented here is for reference only and may not be complete. All dimensions are nominal and may vary from actual dimension. For accurate dimensional data and other information please contact ACU-TECH sales



For detailed specifications, model numbers and prices contact our friendly sales team on 1300 270 270.


Information presented here is for reference only and may not be complete. All dimensions are nominal and may vary from actual dimension. For accurate dimensional data and other information please contact ACU-TECH sales





Our Brands & Partners

Polyweld Tech Academy	152-153
JAG POLY	155-167
SewerStream	168-173
Clare Industries	174-177



Who are are

Polyweld Tech Academy is both a NATA endorsed laboratory and Registered Training Organisation (RTO), specialising in PE welder training programmes and provides HDPE weld testing and material analysis.

RTO Provider Code: 40687

polyweldtech.com.au

NATA ACCREDITED TESTING



Polyweld Tech's NATA Accredited test laboratory provides HDPE weld testing and material analysis. With the latest technology and experienced technicians we guarantee accurate results.

TESTING SERVICES INCLUDE:

- Tensile testing of butt welded joints to ISO 13953 - Polyethylene (PE) pipes and fittings - Determination of the tensile strength and failure mode
- Electrofusion joint peel decohesion testing to ISO 13954 - Peel decohesion test for electrofusion assemblies
- Electrofusion joint crush decohesion testing to ISO 13955 - Plastics pipes and fittings - Crushing decohesion test for polyethylene (PE) electrofusion assemblies
- Bend Testing of butt welded joints to BSEN 12814.1 - 2000 - Testing of welded joints - Bend test
- Shear and peel strength tests on geomembrane HDPE liners to ASTM D6392 - Determining the Integrity of Nonreinforced Geomembrane Seams Produced using Thermo-Fusion
- Hydrostatic pressure testing to AS/NZS 2033
- Hydrostatic pressure testing to AS/NZS 1462.6 / ISO11671-4

Call us on 1300 367 659
info@polyweldtech.com.au

IN-HOUSE TESTING

- Melt Flow Rate Testing to ISO 1133 Plastics- Determination of the melt mass-flow rate (MFR) and the melt volume-flow rate (MVR) of thermoplastics
- Differential Scanning Calorimetric Analysis
- Moisture and Volatile Content Analysis
- Oxidation Induction Time (OIT) to 11357-6 Part 6: Determination of oxidation induction time

TRAINING



Polyweld Tech Academy is accredited to deliver the following Nationally Recognised plastics welder training programs:

- Join Polyethylene Plastic Pipelines using Butt Welding (PMBWELD301E)
- Join Polyethylene Plastic Pipelines using Electrofusion Welding (PMBWELD302E)
- Weld Plastic using Extrusion Techniques (PMBWELD309E)

With facilities in Brisbane, Kalgoorlie, Melbourne, South Australia, New South Wales, Perth and Queensland, Polyweld Tech Academy provides flexible on-site training at any location convenient for our clients. Whether you are based nationwide across Australia or require offshore international training, our expert team is ready to deliver comprehensive Poly welding Training tailored to your needs.

The combination of training and testing gives us helpful insight into the areas of welding that may require attention.



ACQUISITIONS

JAG POLY (01 JULY 2023)

Acu-Tech Pty Ltd joined forces with JAG Poly, a distinguished name renowned for its excellence in manufacturing high-density polyethylene (HDPE) piping systems.

This merger reflects our steadfast commitment to delivering reliable, durable, and sustainable piping solutions that align seamlessly with our core values. The collaboration is set to fortify our market presence across Perth, Melbourne, Brisbane, and Australia as a whole, enhancing our ability to cater to diverse industries, including mining, infrastructure, agriculture, and water utilities.

Our clients can look forward to an extended product portfolio that continues to meet the high standards of quality and exceptional customer service they have come to expect.

The synergy between Acu-Tech and JAG Poly is poised to drive innovation in the polyethylene piping industry, fostering a commitment to excellence.

As we embark on this exciting journey together, the teams at Acu-Tech and JAG Poly are confident that this collaboration will not only reinforce our positions as industry leaders but also bring added value to our existing and new clients. Together, we are setting new standards for quality in the poly- pipe sector.

FOUNDED IN 2004



01 JUNE 2023
(Poly Division only)

sewerstream

SPECIALISING IN POLY FABRICATION
AND PIPELINE WELDING FOR OVER
18 YEARS



JAGPOLY.COM.AU

POLY FLOATS & PONTOONS

Experience unparalleled safety and versatility with JAG Poly Floats, featuring a revolutionary ‘closed cell’ foam core. Our innovative design, coupled with corrugated float modules, enables our floats to support a wide range of weights, from several kilograms to several tonnes. This flexibility opens up a myriad of design applications, ensuring suitability for diverse projects.

SINGLE FLOATS

Key features and benefits:

- Our Single Floats mark the inception of our pioneering journey.
- With a straightforward design, optional foam core, and equipped with lugs, these floats are meticulously crafted to fulfill their intended purpose.
- Access our comprehensive data sheet to delve into the specifications tailored to meet your specific needs.



FLOATATION @ 50% DRAFT			
CODE	DIAM	LENGTH	CAPACITY
PFS16015	160mm	1.5mtr	10kg
PFS20010	200mm	1.0mtr	11kg
PFS20015	200mm	1.5mtr	17kg
PFS20020	200mm	2.0mtr	22kg
PFS20025	P200mm	2.5mtr	28kg
PFS31510	315mm	1.0mtr	32kg
PFS31515	315mm	1.5mtr	48kg
PFS31520	315mm	2.0mtr	62kg
PFS31525	315mm	2.5mtr	77kg
PFS31530	315mm	3.0mtr	92kg
<i>Other sizes available on request</i>			

DOUBLE FLOATS

Key features and benefits:

- With a straightforward design, optional foam core, and equipped with lugs, these floats are meticulously crafted to fulfill their intended purpose.
- Access our comprehensive data sheet to delve into the specifications tailored to meet your specific needs.



FLOATATION @ 50% DRAFT			
CODE	DIAM	LENGTH	CAPACITY
PFD20015	200mm	1.5mtr	35kg
PFD20025	200mm	2.5mtr	60kg
PFD20030	200mm	3.0mtr	80kg
PFD31515	315mm	1.5mtr	100kg
PFD31520	315mm	2.0mtr	135kg
PFD31525	315mm	2.5mtr	165kg
PFD31530	315mm	3.0mtr	200kg
PFD31535	315mm	3.5mtr	230kg
<i>Other sizes available on request</i>			

Information presented here is for reference only and may not be complete. All dimensions are nominal and may vary from actual dimension. For accurate dimensional data and other information please contact ACU-TECH sales

PIPELINE FLOATS

Key features and benefits:


- Our Pipeline Floats offer a simple yet ingenious solution: instead of floating the pipe, we prevent it from sinking.
- Designed to support the pipe just beneath the surface, even when used alongside power cables, our floats ensure uninterrupted functionality and protection for your infrastructure.



FLOAT MODULES

Key features and benefits:


- Experience our latest innovation, Float Modules, offering an extensive selection of sizes and buoyancies to suit your specific needs.
- These modules can be seamlessly rafted together at customisable widths, providing exceptional stability for various applications. What’s more, they can be easily disassembled for convenient transport, ensuring flexibility and efficiency in your projects.



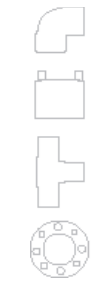
SINGLE FLOAT WITH SHROUD HANGER FIN

Key features and benefits:

- Cost-Effective Solution for Varied Applications
- Benefit from the remarkable rigidity and size range of our corrugated pipe floats with the Single Float featuring a Shroud Hanger Fin.
- Designed to optimise cost efficiency, these single units offer an impressive alternative to doubles, particularly in budget-sensitive projects. Ranging from 15kg to 1500kg, our floats ensure versatility and reliability across a wide spectrum of applications.



Information presented here is for reference only and may not be complete. All dimensions are nominal and may vary from actual dimension. For accurate dimensional data and other information please contact ACU-TECH sales



WHEELED FLOATS

Key features and benefits:

- For those meticulous about dam liners, our Wheeled Floats offer a paramount solution: roll, don't slide.
- Engineered with precision in mind, these floats ensure gentle and controlled movement, minimising the risk of damage to your valuable dam liners. Trust in our wheeled floats for seamless transportation without compromising on the integrity of your infrastructure.



SINGLE FLOAT & SUBMERSIBLE PUMP COOLING SHROUD

Key features and benefits:

- Efficient Cooling: Shroud ensures pump performance.
- Mud Foot Protection: Prevents damage in muddy conditions.
- Easy Installation: Quick setup for various environments.
- Versatile: Suitable for ponds to industrial use.
- Durable: Withstands harsh conditions.
- Maintenance-Friendly: Easy access for upkeep.



PROTECT DAM LINERS:

Utilise Poly Rails for Dragging Floats to Shore and Keep Intakes Clear of Mud

FOOT VALVE FLOATS

Key features and benefits:

- Customization: Tailored design ensures suitability for diverse applications.
- Versatility: Adaptable to various water bodies and environments.
- Enhanced Efficiency: Optimises water intake by preventing debris and sediment infiltration.
- Durability: Constructed with high-quality materials for long-lasting performance.
- Easy Installation: Simplifies setup and integration into existing systems.
- Maintenance-Friendly: Facilitates access for inspection and upkeep as needed.

DOUBLE FLOATS WITH SUBMERSIBLE PUMP SHROUD

Key features and benefits:

- Enhanced Stability: Increased buoyancy provides reliable support.
- Pump Protection: Shroud safeguards against damage from debris and impacts.
- Extended Lifespan: Reduces maintenance costs by prolonging pump life.
- Versatile: Suitable for various water bodies and environments.
- Easy Maintenance: Facilitates access for inspection and repairs.
- Efficient Performance: Ensures optimal pump operation.

SURFACE MOUNTED PUMP PONTOONS

Key features and benefits:

- Efficient Pump Operation: Ensures optimal performance of surface-mounted pumps.
- Stability: Provides a stable platform for pump installation on water surfaces.
- Easy Installation: Simplifies setup for quick deployment.
- Versatility: Suitable for various water bodies and applications.
- Durable Construction: Built to withstand outdoor conditions for long-term reliability.
- Low Maintenance: Requires minimal upkeep for continued operation.



"STAND-OFF" FLOATS

Key features and benefits:


- Enhanced Elevation: Keeps equipment elevated above water surfaces.
- Stability: Provides a stable platform for equipment mounting.
- Versatility: Suitable for diverse applications and environments.
- Easy Installation: Simplifies setup for quick deployment.
- Durability: Built to withstand outdoor conditions for long-term use.
- Efficient Design: Supports efficient equipment operation with minimal maintenance.



FLOATING INTAKE STRAINER

Key features and benefits:

- **Efficient Water Intake:** Filters debris from water sources without clogging.
- **Adaptability:** Suitable for various water bodies and applications.
- **Easy Deployment:** Simplifies installation and relocation as needed.
- **Durability:** Designed to withstand water conditions for long-lasting use.
- **Low Maintenance:** Requires minimal upkeep for continued effectiveness.
- **Versatility:** Compatible with a wide range of pumps and water systems.



Float modules designed for pump mounting can be disassembled for transport, reducing freight costs



Similar to our pipeline floats, this one serves the purpose of accommodating a foot valve, strainer, or an upturned bubble.

Wheels are installed to safeguard the pond liner. For those meticulous about dam liners, remember: Roll, don't slide.



Prepared for transportation.

Submersible Pump Cooling Shrouds, also referred to as pump shrouds, pump sleeves, flow inducer sleeves, or submersible pump flow sleeves, are essential for borehole-style electric submersible pump motors installed in open bodies of water such as dams or rivers.

These shrouds play a critical role in enhancing motor cooling, thereby extending the overall lifespan of the motor.

Poly pump shrouds are meticulously crafted to envelop both the pump and motor, ensuring that water flows closely past the motor for effective cooling.

By maintaining proper cooling conditions, these shrouds safeguard the pump motor against damage, guaranteeing optimal performance.

Each shroud is custom-designed to meet specific motor cooling requirements, adhering to manufacturers' recommendations for flow velocities, typically ranging from a minimum of 0.15 m/s to a maximum of 3.0 m/s.

To ensure optimal functionality, it's imperative to mount the shrouds clear of the well or dam floor. This prevents the accumulation of sludge or sand at the shroud entrance, which could compromise cooling performance.

Additionally, protective measures such as a 'MUD SLED' can be incorporated, along with strainers, even when suspended under a float, to further enhance durability and efficiency.



Standard submersible pump flow sleeves/shrouds are available with options for low flow or oversize screens, all equipped with motor centralisers. These units are suitable for vertical installation.

Advantages:


- **Enhanced Motor Lifespan:** By facilitating adequate cooling of the pump motor, shrouds contribute to prolonging its operational life.
- **Protection Against Damage:** Shrouds shield the pump motor from potential damage caused by overheating, ensuring consistent and reliable performance over time.
- **Optimal Cooling Efficiency:** These shrouds are designed to direct water flow closely past the motor, optimizing cooling efficiency and preventing overheating issues.
- **Customized Design:** Each shroud is individually designed to match specific motor cooling specifications, ensuring precise fit and functionality.
- **Versatile Applications:** Suitable for both horizontal and vertical installations, shrouds can be utilized in various settings where motor cooling may be insufficient, such as dams, rivers, or other open bodies of water.
- **Compatibility with Protective Accessories:** Shrouds can be paired with additional protective accessories like 'MUD SLEDs' and strainers to further enhance durability and performance, even when suspended under a float.
- **Cost-Effective Solution:** Investing in submersible pump cooling shrouds can potentially save costs associated with motor repairs or replacements due to overheating-related issues.

PUMP SHROUDS

When inquiring about our submersible pump shrouds, we may request the following details to ensure the right fit for your needs:

- Pump duty point
- Pump and motor dimensions, particularly motor size
- Net weight
- Installation orientation: horizontal or vertical
- Discharge pipe connection type: flange or spigot
- Requirement for a float
- Need for mud sled or bottom protection
- Minimum pump submergence
- Requirement for discharge pipe and cable flotation
- Installation environment (e.g., dam, river, irrigation channel, sump, pump well, etc.)

Information presented here is for reference only and may not be complete. All dimensions are nominal and may vary from actual dimension. For accurate dimensional data and other information please contact ACU-TECH sales




A pump shroud featuring an offset inlet screen and a specialised 'mud sled' design


POLY FOOT VALVES

Features:

- Body constructed from durable HDPE material
- Electro-polished stainless steel hinge assembly for longevity
- Draw-down inlet design for efficient fluid intake
- Incorporates anti-vortex vanes to prevent turbulence
- Offers 10 times the inlet open screen area for enhanced filtration
- Available in sizes ranging from 100mm to 350mm
- Compatible with AS4087 / T/D flange and backing ring configurations



Registered Design No. 14258/2014

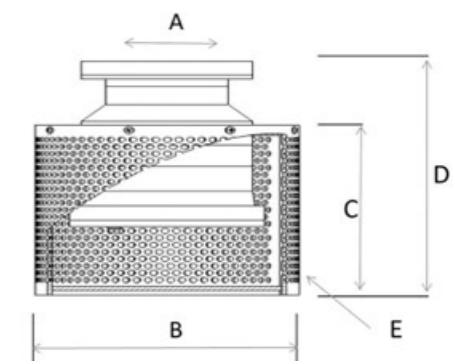


Optional skid base for protection of dam liners


DIMENSION SHEET:

The innovative design of this new poly foot valve ensures a trouble-free service experience, boasting a large screen area to minimise trash buildup. With no welded metal parts to create corrosion points, it offers enhanced durability. The valve seat and flap are crafted from G10 high tensile strength resin material for reliable performance.

NOM. SIZE	SCREEN DIA.	SCREEN LENGTH	OVERALL LENGTH	SCREEN HOLE SIZE
A	B	C	D	E
80	360	245	415	13
100	360	245	415	13
125	410	370	510	13
150	480	370	490	13
200	630	370	540	13
250	630	495	620	13 or 20
300	795	590	740	20
350	795	750	950	20
400	950	750	1050	20
450	950	750	1050	20



Information presented here is for reference only and may not be complete. All dimensions are nominal and may vary from actual dimension. For accurate dimensional data and other information please contact ACU-TECH sales



PRODUCT CODE	FLOW RATE (LITERS PER SECOND)
SPS01	Up to 1
SPS02	2
SPS03	3
SPS04	4
SPS05	5
SPS06	6
SPS07	7
SPS08	8
SPS10	10
SPS12	12
SPS14	14

PRODUCT CODE	FLOW RATE (LITERS PER SECOND)
SPS16	16
SPS18	18
SPS20	20
SPS22	22
SPS24	24
SPS26	26
SPS28	28
SPS30	30
SPS35	35
SPS40	40
SPS45	45

PRODUCT CODE	FLOW RATE (LITERS PER SECOND)
SPS50	50
SPS55	55
SPS60	60
SPS70	70
SPS80	80
SPS90	90
SPS100	100
SPS110	110

LEAF AND LINT SUCTION STRAINERS

Features

- Body constructed from tough HDPE material
- New and improved stainless steel punched screen strainer basket with durable poly ends and high flow channel
- Safe and easy-to-use toggle eye bolt lid retainers
- Custom inlet and outlet flanges sized to suit each installation
- Optional view port available for added convenience
- Available in sizes ranging from 15 to 150 litres per seconds.
- Features a new squat design for improved functionality (Low Profile ONLY)

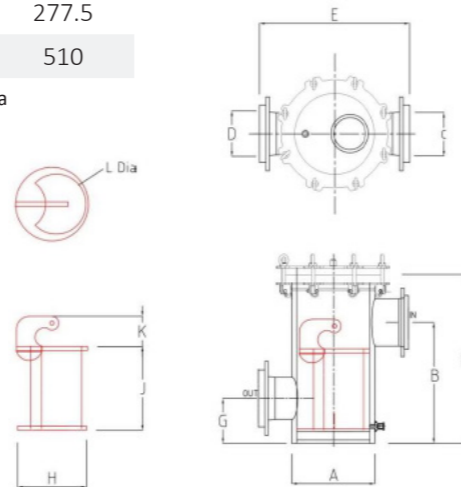
STANDARD PROFILE DIMENSION SHEET:

STRAINER	LLP15	LLP30	LLP50	LLP75	LLP100	LLP150
Flow range (Litres per sec.)	up to 15	15 to 30	30 to 50	50 to 75	75 to 100	100 to 150
Body Dimensions (mm)						
A	280	315	400	450	500	630
B	390	650	675	705	730	780
C*	100	125	150	250	250	300
D*	80	100	125	200	250	300
E	550	570	750	760	900	1000
F	600	910	970	970	1020	1210
G	150	200	225	225	250	300

Note* - Flange dimensions and drilling pattern to order. Specify height of outlet to suit pump connection.

Strainer Dimension (mm)						
H	245	278	351	395	440	555
J	270	490	490	490	490	490
K	122.5	139	175.5	197.5	220	277.5
L	205	235	300	345	395	510

316 1.5mm Stainless steel punched screen | 4.76 x 6.35 holes = 51% open area



Information presented here is for reference only and may not be complete. All dimensions are nominal and may vary from actual dimension. For accurate dimensional data and other information please contact ACU-TECH sales



Registered Design No. 335479



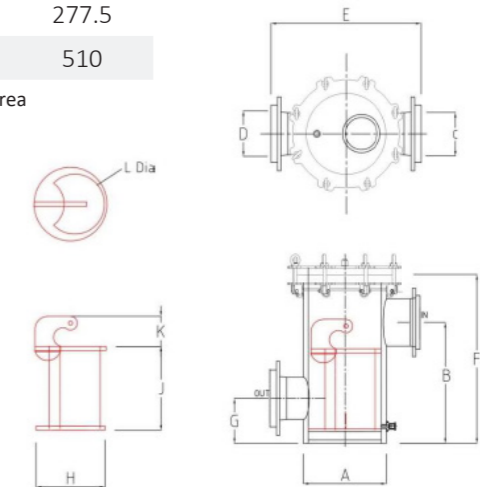
LOW PROFILE DIMENSION SHEET:

STRAINER	LLP15	LLP30	LLP50	LLP75	LLP100	LLP150
Flow range (liters per sec.)	up to 15	15 to 30	30 to 50	50 to 75	75 to 100	100 to 150
Body Dimensions (mm)						
A	280	315	400	450	500	630
B	390	500	525	550	580	670
C*	100	150	200	250	250	300
D*	80	100	125	200	250	300
E	550	570	750	760	900	1000
F	600	760	820	900	880	1050
G	150	200	225	225	250	300

Note* - Flange dimensions and drilling pattern to order. Specify height of outlet to suit pump connection.

Strainer Dimension (mm)						
H	245	278	351	395	440	555
J	270	340	340	340	340	430
K	122.5	139	175.5	197.5	220	277.5
L	205	235	300	345	395	510

316 1.5mm Stainless steel punched screen | 4.76 x 6.35 holes = 51% open area



Information presented here is for reference only and may not be complete. All dimensions are nominal and may vary from actual dimension. For accurate dimensional data and other information please contact ACU-TECH sales



IMPORTANT NOTE: To ensure correct buoyancies and to receive an in depth report, please see www.pipefloatcalculator.com
Failure to supply and/or install product in accordance with above specification and installation/usage guidelines voids complete system certification and/or warranty.



| Call us now on 1300 270 270



| acu-tech.com.au

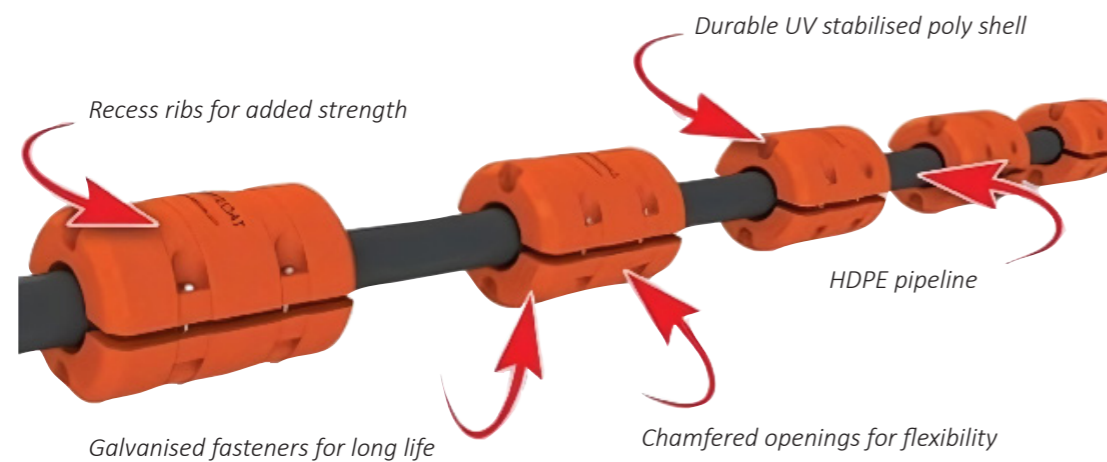
A global industry standard for the floatation of pipes, hoses and cables in mining, marine and dredging applications. This system allows pipes to bend and flex and maintain a minimum resistance to water currents, tidal changes and windy conditions

- Manufactured in Australia to international standards
- Tough hexene polyethylene for maximum service life
- Fully UV stabilised for protection against degradation
- Chemical resistant allowing flexible application
- Available in a wide range of sizes
- Very easy to install

Materials:

The floats are manufactured from quality grade high impact, linear low density polyethylene certified to AS / NZS4020:2002 and AS2070 Part 1. Fixings are in accordance with Australian Standard AS 1110 .1.

Supplied with Galvanized Fasteners however Stainless Steel Grade 304, 316 and glass reinforced plastic (GRP) are available on request. Pipe Floats are designed and engineered for many applications including floating electric cable, dredgelines, pump suction lines and strainers, fuel lines, hose, and pipe.



MINI SERIES				
CODE	HOSE O/Dmm	LENGTH	OD	RESERVE BUOYANCY
MTF75	10-75	600	300	26kg
MTF90	75-90	580	300	25kg
MTF130	90-130	600	300	22kg

PALLET LOAD: • 1200 (L) x 1200 (W) x 1700mm (H)
• 52 sets per pallet • Approx 160kg

SMALL SERIES				
CODE	HOSE O/Dmm	LENGTH	OD	RESERVE BUOYANCY
MTF160	160	900	460	132kg
MTF200	200	900	460	106kg

PALLET LOAD: • 1200 (L) x 1200 (W) x 2200mm (H)
• 12 sets per pallet • Approx 240kg

MEDIUM SERIES				
CODE	HOSE O/Dmm	LENGTH	OD	RESERVE BUOYANCY
MTF250	250	1000	670	240kg
MTF315	315	1000	670	212kg
MTF355	355	1000	800	200kg

PALLET LOAD (250-315) • 1200 (L) x 1200 (W) x 2300mm (H)
• 7 sets per pallet • Approx 140kg

PALLET LOAD (355) • 1600 (L) x 1200 (W) x 2200mm (H)
• 7 sets per pallet • Approx 270kg


LARGE SERIES				
CODE	HOSE O/Dmm	LENGTH	OD	RESERVE BUOYANCY
MTF75	10-75	600	300	26kg
MTF90	75-90	580	300	25kg
MTF130	90-130	600	300	22kg

PALLET LOAD: • 1200 (L) x 1200 (W) x 1700mm (H)
• 52 sets per pallet • Approx 160kg

MEGA SERIES				
CODE	HOSE O/Dmm	LENGTH	OD	RESERVE BUOYANCY
MTF160	160	900	460	132kg
MTF200	200	900	460	106kg

PALLET LOAD: • 1200 (L) x 1200 (W) x 2200mm (H)
• 12 sets per pallet • Approx 240kg

- Reserve Buoyancy is the weight the float will carry before full submergence
- O/D is the Outside Diameter
- Dimensions and weights are nominal



FOR THE LONG HAUL:

- Manufactured in Australia to international standards
- Tough hexene polyethylene for maximum service life
- Fully UV stabilised for protection against degradation
- Chemical resistant allowing flexible applications
- Available in a wide range of sizes and very easy to install



Information presented here is for reference only and may not be complete. All dimensions are nominal and may vary from actual dimension. For accurate dimensional data and other information please contact ACU-TECH sales

Information presented here is for reference only and may not be complete. All dimensions are nominal and may vary from actual dimension. For accurate dimensional data and other information please contact ACU-TECH sales

sewerstream

Innovative Solutions for Wastewater Systems

Sewerstream is a key brand of Acu-Tech Piping Systems, recognised for its high-quality polyethylene pipe solutions.

Since it conforms to both AS4130 and ISO9001, it displays a strong commitment to both environmental safety, and efficiency for sewer and wastewater infrastructure.

With years of experience in the industry, we understand the unique challenges and requirements of local authorities and contractors.

We offer a comprehensive range of high-quality pipes, fittings, and tooling to help you achieve your goals.

WHY SEWERSTREAM?

Safety First:

Our welded polyethylene pipe systems eliminate the need for dangerous man entry into sewer systems, ensuring the safety of workers.

Durability and Reliability:


Sewerstream systems are designed to withstand harsh conditions and provide long-lasting performance.

Advanced Technology:

Our systems incorporate the latest technology to address common issues such as joint defects, infiltration, and root penetration.

Complete Solution:

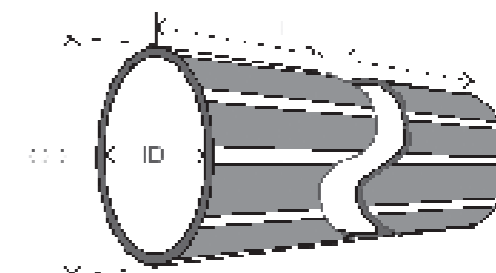
We offer a comprehensive range of products and services, including pipes, fittings, tooling, and maintenance shafts. Discover the benefits of Sewerstream, and experience the future of wastewater management.



CO-EXTRUDED PE100 PIPE WITH INTERNAL JACKET


PIPE OD	PIPE ID	LENGTH (L)	CODE
110mm	99.5mm	6 meter	PSS11021006IJ
110mm	99.5mm	12 meter	PSS11021012IJ
160mm	144.8mm	6 meter	PSS16021006IJ
160mm	144.8mm	12 meter	PSS16021012IJ
250mm	226.2mm	6 meter	PSS25021006IJ
250mm	226.2mm	12 meter	PSS25021012IJ
315mm	285mm	6 meter	PSS31521006IJ
315mm	285mm	12 meter	PSS31521012IJ

Heavier wall pipe available for tunnel boring applications



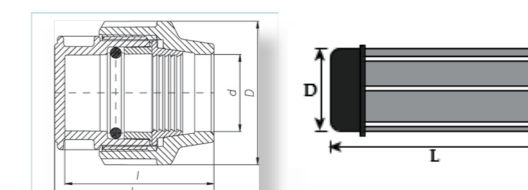
ELECTROFUSION COUPLERS

SIZE	CODE	d	D	L	L1	A
110mm	20160110	110	131	163	80	79
160mm	20160160	160	193	198	97	104
250mm	20160250	250	293	256	126	155
315mm	20160315	315	374	284	140	184



END CAP

SIZE	CODE	D	L
110mm	SSEC110	110	260
160mm	SSEC160	160	280
250mm	SSEC250	250	330
315mm	SSEC315	315	358



SDR21 fittings are standard. Higher SDR ratings are available upon request.

SWEEP BENDS

110mm x 45°	SSSB1145380	110	45°	380R
110mm x 90°	SSSB1190750	110	90°	750R
160mm x 45°	SSSB1645480	160	45°	480R
160mm x 90°	SSSB1690480	160	90°	480R
160mm x 90°	SSSB1690750	160	90°	750R
250mm x 45°	SSSB2545750	250	45°	750R
250mm x 90°	SSSB2590750	250	90°	750R

Other sizes, radius & angles available on request




SDR21 fittings are standard. Higher SDR ratings are available upon request.

Information presented here is for reference only and may not be complete. All dimensions are nominal and may vary from actual dimension. For accurate dimensional data and other information please contact ACU-TECH sales

SWEEP JUNCTION - EQUAL


SIZE	CODE	D1	D2	L	L2
110mm	SSSWJ110	110	110	600	220
160mm	SSSWJ160	160	160	600	190



SDR21 fittings are standard. Higher SDR ratings are available upon request.

SWEEP JUNCTION - REDUCING

SIZE	CODE	D1	D2	L	L2
160mm x 110mm	SSSWJR1611	160	110	600	230
250mm x 110mm	SSSWJR2511	250	110	700	280
250mm x 160mm	SSSWJR2516	250	160	700	190
315mm x 110mm	SSSWJR3111	315	110	-	-
315mm x 160mm	SSSWJR3116	315	160	-	-



SDR21 fittings are standard. Higher SDR ratings are available upon request.

JUNCTION - EQUAL

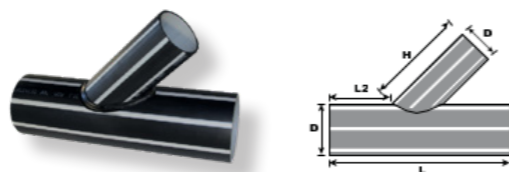
SIZE	CODE	D	L	L2	H
110mm	SSJ111145	110	600	220	360
160mm	SSJ161645	160	600	190	450
250mm	SSJ252545	250	900	250	550



SDR21 fittings are standard. Higher SDR ratings are available upon request.

JUNCTION - REDUCING


SIZE	CODE	D	D2	L	L2
160 x 110mm	SSJ161145	160	110	600	450
250 x 110mm	SSJ251145	250	110	600	450
250 x 160mm	SSJ251645	250	160	700	600



SDR21 fittings are standard. Higher SDR ratings are available upon request.

JUNCTION - TYPE C

SIZE	CODE	D	D2	L
110 x 110mm	SSJC1111	110	110	600
160 x 160mm	SSJC1616	160	160	600
160 x 110mm	SSJC1611	160	110	600



SDR21 fittings are standard. Higher SDR ratings are available upon request.

JUNCTION - CUSTOM

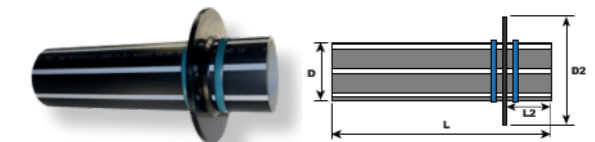
SIZE	CODE	
110/160/250	FAB	Specify dimensions

Custom junctions can be fabricated to any angle or size



PUDDLE FLANGE

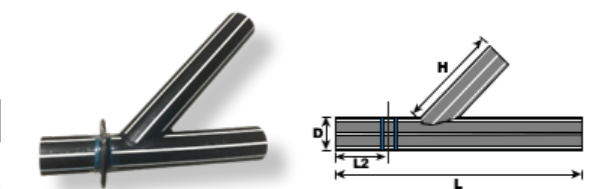
SIZE	CODE	D1	D2	L	L2
110mm	SSPF110HS	110	250	600	125
160mm	SSPF160HS	160	300	600	125
250mm	SSPF250HS	250	390	600	125
315mm	SSPF315HS	315	455	600	125
400mm	SSPF400HS	400	550	600	125
450mm	SSPF450HS	450	600	600	125



SDR21 fittings are standard. Higher SDR ratings are available upon request.

EXTERNAL 45° BACKDROP JUNCTION


SIZE	CODE	D	L	L2	H
160mm	SSBJ1645AB	160	1000	125	900
250mm	SSBJ2545AB	250	1000	125	900



SDR21 fittings are standard. Higher SDR ratings are available upon request.

EXTERNAL 90° BACKDROP JUNCTION

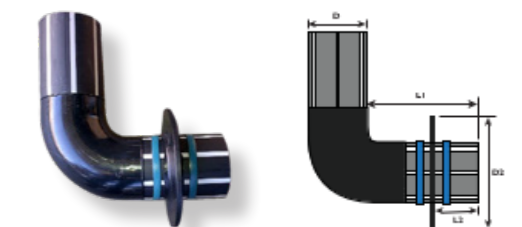
SIZE	CODE	D	D2	L	L1	L2	H
110mm	SSBJ1190	110	250	600	300	125	400
160mm	SSBJ1690	160	300	750	300	125	400
250mm	SSBJ2590	250	380	1000	400	125	500



SDR21 fittings are standard. Higher SDR ratings are available upon request.

EXTERNAL 90° BACKDROP BEND

SIZE	CODE	D	D2	L1	L2
110mm	SSBB1190	110	250	300	125
160mm	SSBB1690	160	300	300	125
250mm	SSBB2590	250	380	400	125



SDR21 fittings are standard. Higher SDR ratings are available upon request.

INTERNAL 90° BACKDROP JUNCTION

SIZE	CODE	D	L	L2
110mm	SSBJI1190	110	750	125
160mm	SSBJI1690	160	750	125
250mm	SSBJI2590	250	1100	125



SDR21 fittings are standard. Higher SDR ratings are available upon request.

Information presented here is for reference only and may not be complete. All dimensions are nominal and may vary from actual dimension. For accurate dimensional data and other information please contact ACU-TECH sales

Information presented here is for reference only and may not be complete. All dimensions are nominal and may vary from actual dimension. For accurate dimensional data and other information please contact ACU-TECH sales

INTERNAL 90° BACKDROP BEND

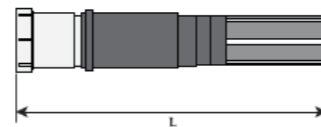
SIZE	CODE	D	L	H
110mm	SSBBI1190	110	100	300
160mm	SSBBI1690	160	100	300
250mm	SSBBI2590	250	100	400



SDR21 fittings are standard. Higher SDR ratings are available upon request.

PVC TO POLYETHYLENE ADAPTOR

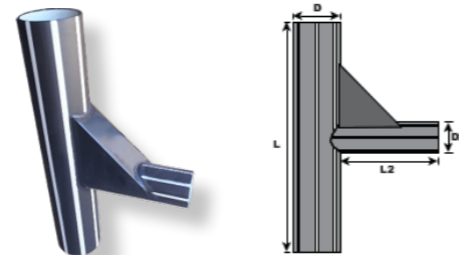
SIZE	CODE	L
110mm	SSADP1110	580
160mm	SSADP1615	520
250mm	SSADP2522	900
315mm	SSADP3130	-



SDR21 fittings are standard. Higher SDR ratings are available upon request.

MAINTENANCE SHAFT DROP JUNCTIONS

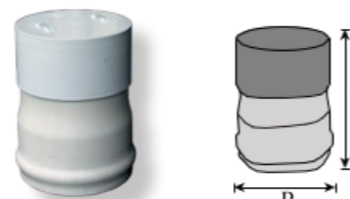
SIZE	CODE
315 x 110mm	SSDJ3111
315 x 160mm	SSDJ3116
315 x 250mm	SSDJ3125



SDR21 fittings are standard. Higher SDR ratings are available upon request.

VERTICAL RISER CAP WITH RUBBER RING

SIZE	CODE	Description
160mm	SSREC160	Rodding End Cap for terminal entry point
315mm	SSVRC315	Rodding End Cap / Maintenance Shaft



SDR21 fittings are standard. Higher SDR ratings are available upon request.

FLEXIBLE COUPLING

SIZE	CODE
Available upon request	-



SDR21 fittings are standard. Higher SDR ratings are available upon request.

(POOPIT)

1 way	2 way	3 way	4 way
-------	-------	-------	-------

The basic maintenance shaft consists of a PE bulb with one 315mm riser and one 160/250 mm stepped outlet. Fittings used can be PE, RRJ, UR and Hepworth.

Up to three inlets may be installed.

All maintenance shafts are made to order. Please call to discuss your requirements.

How to order a maintenance shaft:

Specify the following details:

- Upstream angles, which are calculated clockwise, starting from the downstream outlet being 0°. (Inlets can be placed between 45° and 315°)
- Inlet pipe size, material type and the grade (1:4 – 1:300) and the drop to invert ('Invert' is measured from the inside base of the pit)
- Downstream pipe size, material type and the grade
- Depth to invert (ground level to inside base of the pit)



Information presented here is for reference only and may not be complete. All dimensions are nominal and may vary from actual dimension. For accurate dimensional data and other information please contact ACU-TECH sales

Information presented here is for reference only and may not be complete. All dimensions are nominal and may vary from actual dimension. For accurate dimensional data and other information please contact ACU-TECH sales



Useful Information

With our own fleet of trucks and drivers we can provide the complete package solution for your project. We accommodate pipe loading up to 21m in length and 1200mm diameter. Our transport team is committed to delivering orders to your site in full and on time safely whilst ensuring efficient unloading and quality service.

Should you require further information, do not hesitate to contact our sales team on 1300 270 270.



Truck Pipe & Coil Capacity	180
Bending Radius	181

STRAIGHT LENGTHS

PIPE O.D (mm)	NO. OF PIPES 12m · SDR11	NO. OF PIPES 20m · SDR11
110mm	462	325
125mm	396	250
140mm	374	205
160mm	252	155
180mm	170	125
200mm	165	100
225mm	114	78
250mm	108	64
280mm	80	51
315mm	63	40
355mm	48	32
400mm	35	25
450mm	27	19
500mm	24	16
560mm	18	13
630mm	15	10
710mm	12	8
800mm	8	6

COILS

PIPE O.D (mm)	NO. OF COILS
63	45
75	40
90	25
110 (100m)	20
125	16
140	12
160	8- 12



This information is provided as a guide only.

Note: Based on semi-trailer capacity. Quantities may not always be achievable. Contact our team for advice on your project logistics.

Information presented here is for reference only and may not be complete. All dimensions are nominal and may vary from actual dimension. For accurate dimensional data and other information please contact ACU-TECH sales



PE PIPE SDR	MIN BEND RADIUS (X DN)
9	12
11	15
13.6	21
17/17.6	25
21	35
26	45
33	65
Fitting or flange present in the curve	See recommendations below

EXAMPLE

The minimum radius of bend for placing a 500mm, SDR 11 PE pipe is: $(500 \times 15) \text{ mm} = 7.5\text{m}$

Where the required bend radii is less than the manufacturer's specified minimum radii formed bends shall be used to prevent undue stresses in the pipeline.

BUTT FUSION JOINTS

Where butt fusion joints will be installed as part of a curved pipeline all welding, including the full cooling cycle must be completed on straight pipe sections prior to curving. Pipelines including butt fusion joints can be curved to the minimum bend radii of plain pipe as defined in the table above.

ELECTROFUSION FITTINGS AND MECHANICAL JOINTS

Where electrofusion, flanged or other mechanical fittings are required on the curved section, it is advisable to seek the advice of the fitting manufacturer as in some cases different minimum radii will be required to avoid the creation of high localised stresses at the fitting. As a general guide the minimum bend radii for pipelines containing these fittings should be 100 times DN.

Electrofusion Fittings:

- All EF joints shall be welded with the pipeline straight (i.e. prior to any curving)
- The full welding and cooling cycle must be completed before bending the pipeline. Many fitting manufacturers also recommend an additional cooling period of the order of 4 times the recommended cooling cycle before the pipeline is curved.

Mechanical Fittings: In the case of mechanical fittings the same minimum bend radii as applied to plain pipe can be used for fittings up to and including DN63 where the fittings meet the requirements of AS/NZS 4129. Above DN63 or where the fitting does not meet the requirements of AS/NZS4129 the installer shall seek the advice of the manufacturer as there is a wide variation in capability across the variety of mechanical fittings that are available.

CURVING PE PIPE

Curving shall always be gradual and the pipe must never be kinked or bent around a corner, sharp object or a star picket. The pipe should be progressively supported with backfill material as the pipe is formed around the curve.

Information retrieved from PIPA (Plastics Industry Pipe Association of Australia Limited) <https://pipa.com.au/>.

DISCLAIMER

Disclaimer: As always with information supplied by Acu-Tech Piping Systems, we supply it as a guide in the interest of better understanding the technical properties of our products. However, the application of such information may involve engineering judgements which cannot be correctly made without intimate knowledge of all the conditions pertaining to a specific installation. Acu-Tech Piping Systems does not act as a consultant in this regard; the responsibility for the use of any information or advice contained herein rests solely with the user. It should not be used in place of a professional engineer's judgement or advice and is not intended as installation instructions.

See full disclaimer at www.acu-tech.com.au/information-disclaimer/

For our terms and conditions relating expressly to this catalogue, see: www.acu-tech.com.au/terms-conditions/



The PE Pipe Systems Specialists

Contact us

1300 270 270

SALES@ACU-TECH.COM.AU

ABN: 68 626 756 223

WE CARE. OUR SOLUTIONS. YOUR SUCCESS.